


BlokhutWereld

www.blokhutwereld.nl

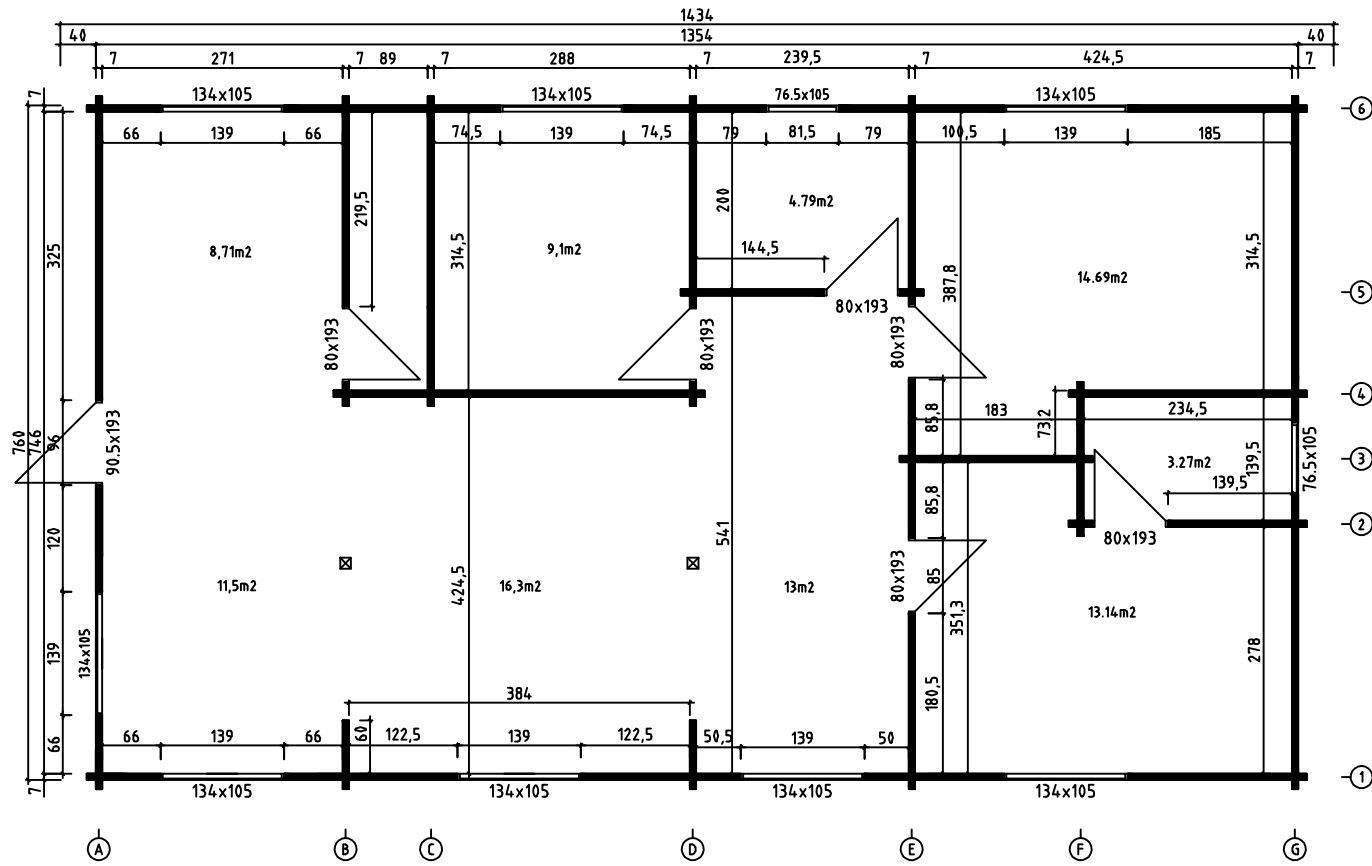
Legmeerdijk 276-6 1187NL Amstelveen

tel: 020 - 644 06 18 | fax: 020 - 203 10 88

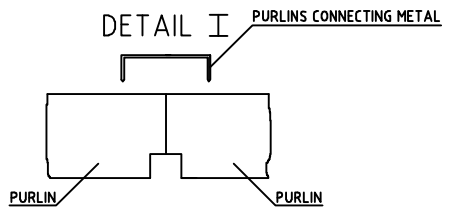
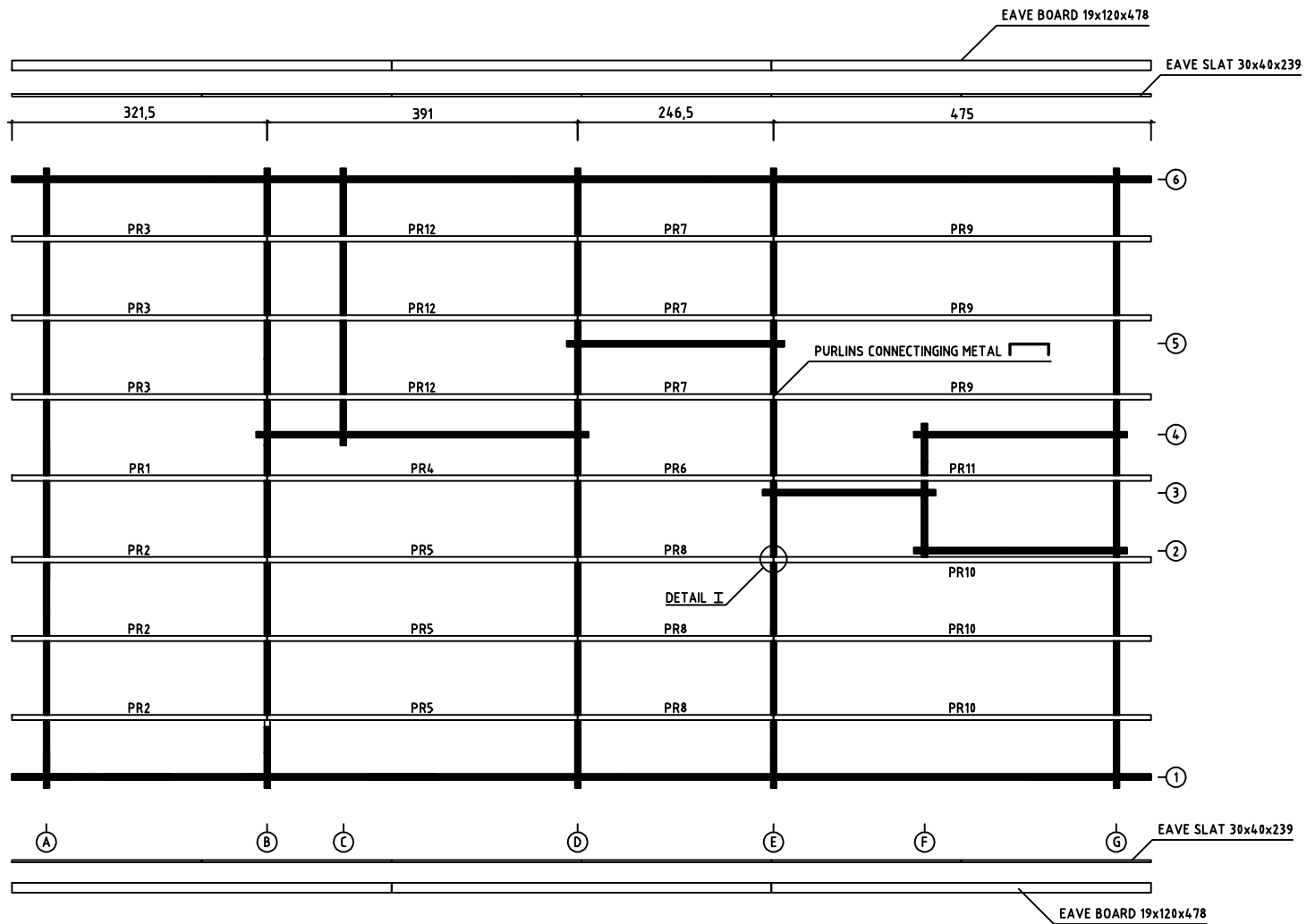
inuwtuin.nl www.inuwtuin.nl tel: 020 - 201 40 64



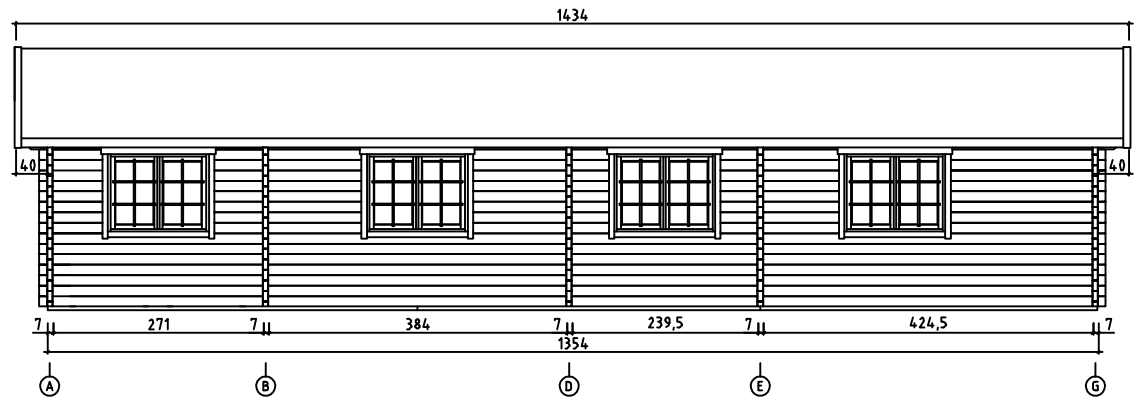
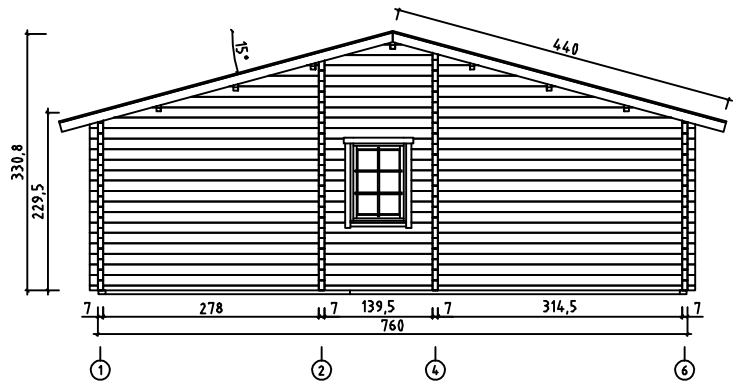
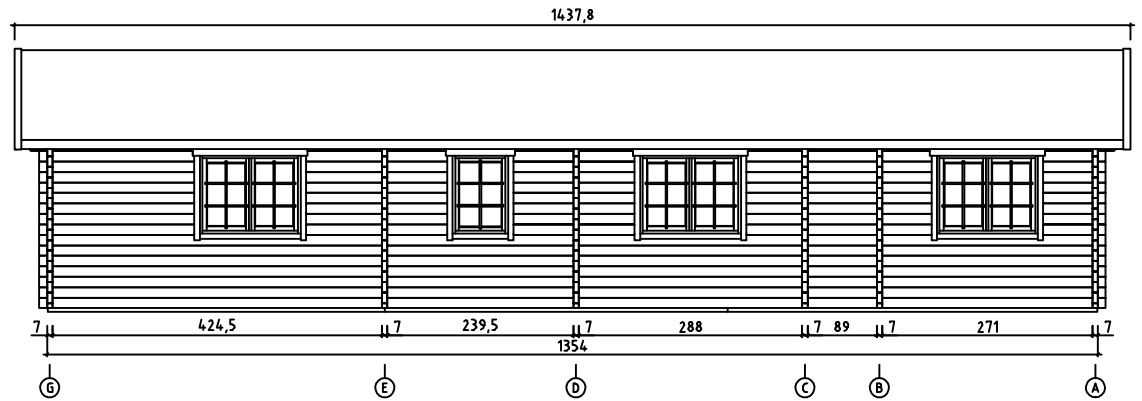
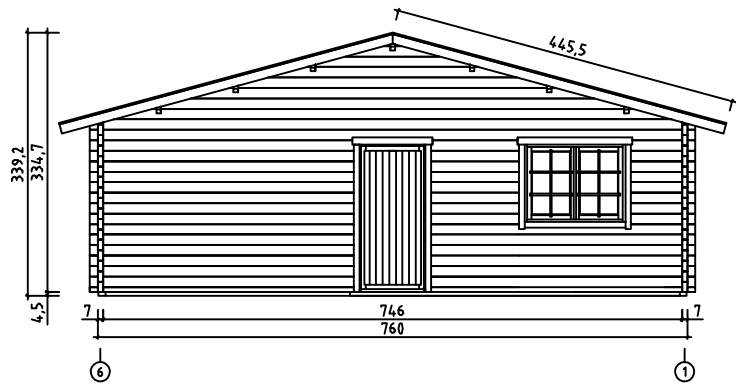
Date	rev.	Description
House	76135	Sheet 3
Drawing	Floorbeams	Scale 1:50
Material	45x140;45x90 (Impregnated)	Date 13.01.2011
Drawer		File 76135.dwg



Date	rev.	Description
House	76135	Sheet 2
Drawing	Plan	Scale 1:50
Material	70x135	Date 13.01.2011
Drawer		File 76135 Plan.dwg




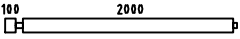





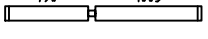


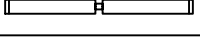
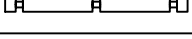
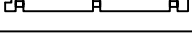





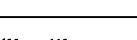






Date	rev.	Description
House 76135		Sheet 18
Drawing Purlins		Scale 1:50
Material 68x190		Date 13.01.2011
Drawer		File 76135 Plan.dwg



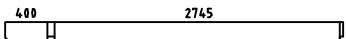
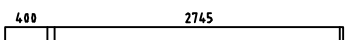

























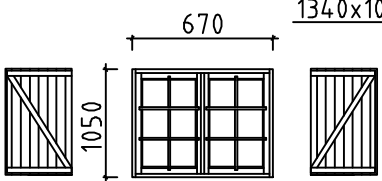
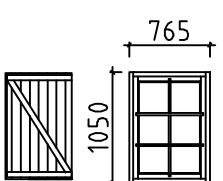
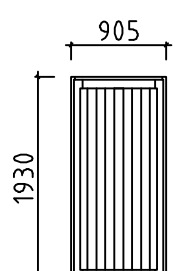
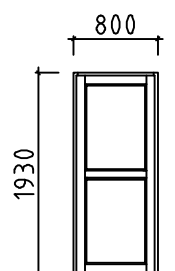
Date	rev.	Description	Sheet
76135			1
Views			1:50
70x135			13.01.2011
		File	76135 Views.dwg

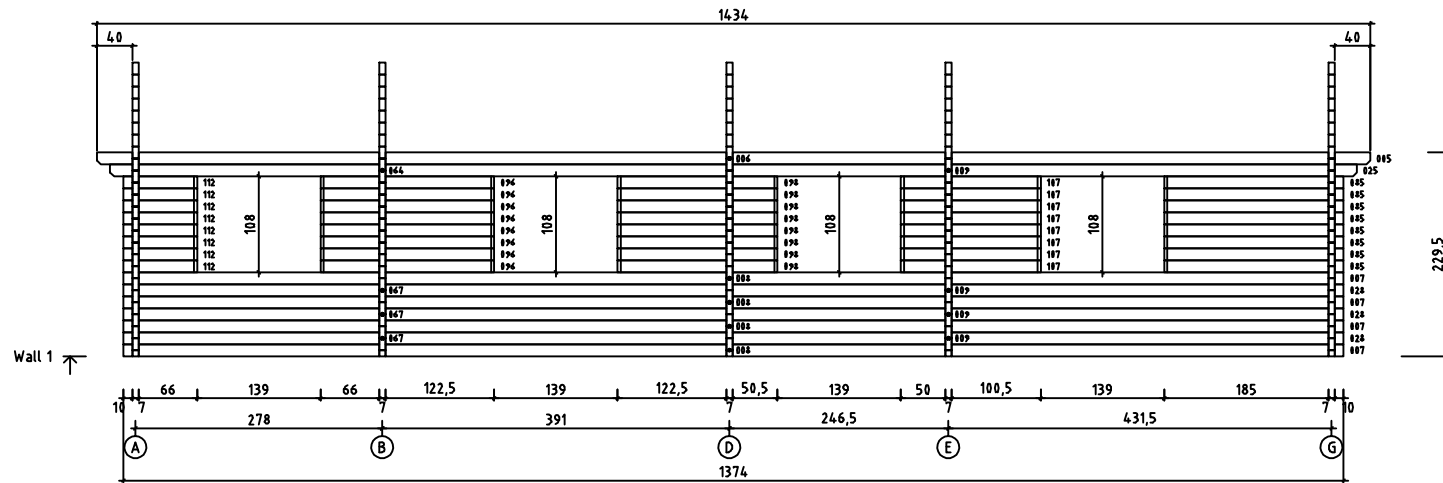
Pos	76135	Pcs.	Profile (mm)	L (mm)		
002		1	70x135	7800		
003		2	70x135	7800		
004		1	70x135	7215		
005		1	70x135	7215		
006		1	70x135	7125		
007		8	70x135	6915		
008		4	70x135	6825		
009		4	70x135	6375		
020		1	70x135	5595		
021		1	70x135	5595		
022		4	70x135	5415		
024		4	70x135	4815		
025		2	70x135	4600		
026		4	70x135	4450		
027		1	70x68	4450		
028		6	70x135	4450		
030		1	70x63	4180		
031		23	70x135	4180		
033		1	70x135	4083		
034		1	70x135	4025		
045		4	70x135	3910		
046		1	70x135	3910		
047		3	70x135	3875		
049		1	70x135	3718		
050		8	70x135	3673		
Kood	76135	Materjal	File	76135.dwg	Leht	1/6

Pos	76135	Pcs.	Profile (mm)	L (mm)		
052		1	70x135	3485		
053		16	70x135	3485		
054		1	70x68	3485		
055		1	70x135	3485		
056		2	70x68	3420		
057		20	70x135	3420		
059		4	70x135	3350		
061		1	70x68	3350		
062		8	70x135	3308		
063		1	70x135	3215		
064		1	70x135	3065		
065		4	70x135	2985		
067		7	70x135	2915		
068		6	70x135	2735		
069		1	70x135	2735		
070		1	70x63	2685		
071		30	70x135	2685		
072		1	70x99	2685		
073		1	70x135	2685		
076		8	70x135	2435		
077		1	70x68	2365		
078		14	70x135	2365		
079		1	70x68	2365		
080		14	70x135	2365		
081		1	70x68	2340		
Kood	76135	Materjal	File	76135.dwg	Leht	2/6

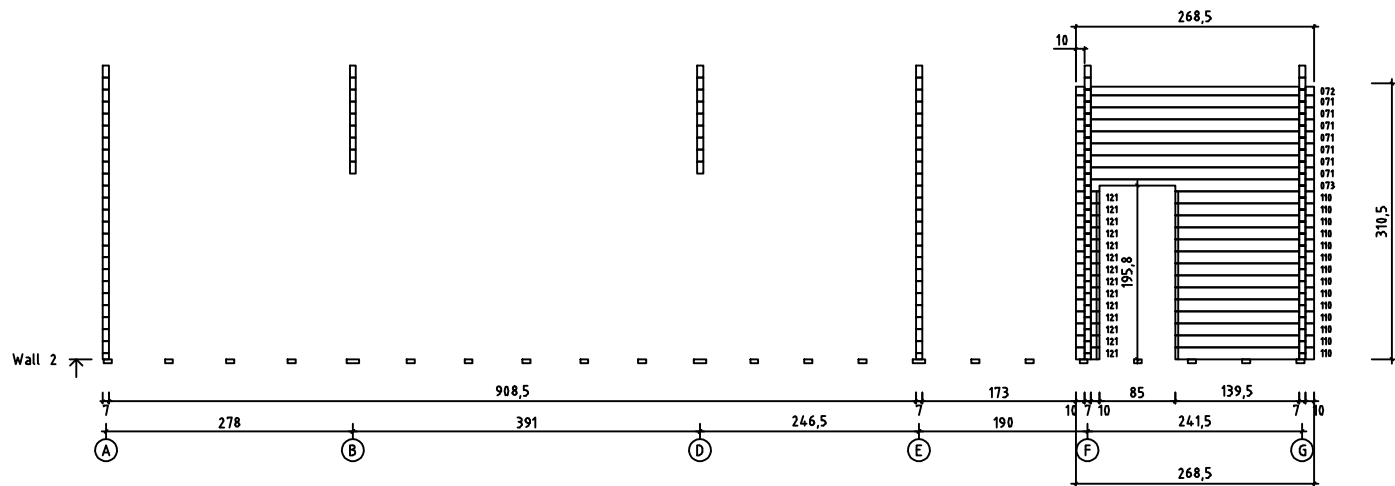
Pos	76135	Pcs.	Profile (mm)	L (mm)		
082		14	70x135	2340		
083		2	70x135	2205		
084		24	70x135	2170		
085		16	70x135	2020		
094		1	70x68	1975		
095		14	70x135	1975		
096		8	70x135	1955		
097		8	70x135	1865		
098		8	70x135	1800		
099		1	70x68	1785		
100		14	70x135	1785		
101		20	70x135	1735		
101a		1	70x135	1735		
102		1	70x68	1735		
105		14	70x135	1615		
106		8	70x135	1605		
107		8	70x135	1575		
110		14	70x135	1565		
111		8	70x135	1200		
112		16	70x135	830		
113		8	70x135	830		
114		30	70x135	770		
115		2	70x68	770		
121		56	70x135	270		
122		2	70x68	270		
Kood	76135	Materjal	File	76135.dwg	Leht	3/6

Pos	76135	Pcs.	Profile (mm)	L (mm)
PR4	 PURLINS	1	68x190	3910
PR3	 PURLINS	3	68x190	3215
PR2	 PURLINS	3	68x190	3215
PR1	 PURLINS	1	68x190	3215
PR8	 PURLINS	3	68x190	2465
PR7	 PURLINS	3	68x190	2465
PR6	 PURLINS	1	68x190	2465
	FLOORBOARDS  or	53+1 70+1	28x112 28x87	4235 4235
	FLOORBOARDS  or	32+1 41+1	28x112 28x87	3980 3980
	FLOORBOARDS  or	7 8	28x112 28x87	3840 3840
	FLOORBOARDS  or	28 37	28x112 28x87	2870 2870
	FLOORBOARDS  or	67 86	28x112 28x87	2700 2700
	FLOORBOARDS  or	67 86	28x112 28x87	2390 2390
	FLOORBOARDS  or	13 16	28x112 28x87	2340 2340
	FLOORBOARDS  or	15 18	28x112 28x87	1820 1820
	FLOORBOARDS  or	28 37	28x112 28x87	880 880
	ROOFBOARDS  or	252+1 326+1	19x114 19x88	4400 4400
	SKIRTING SLAT  run.m.	126	19x35	
	SUPPORTING POST+REGULATING BOLT  I +	2	90x90	2030
	GABLE BOARDS 	4	19x120	4500
	EAVE BOARDS 	6	19x120	4780
	EAVE SLAT 	12	30x40	2390
	BOARD MATCHING GABLE BOARD 	4	19x90	4500
	PURLINS CONNECTING METAL 	21	Ø6	200
SJ1	SCREW JOINT + NUT  + WASHER  + LOCKNUT 	10	ØM10	2300
Kood	76135	Materjal	File 76135.dwg	Leht 5/6

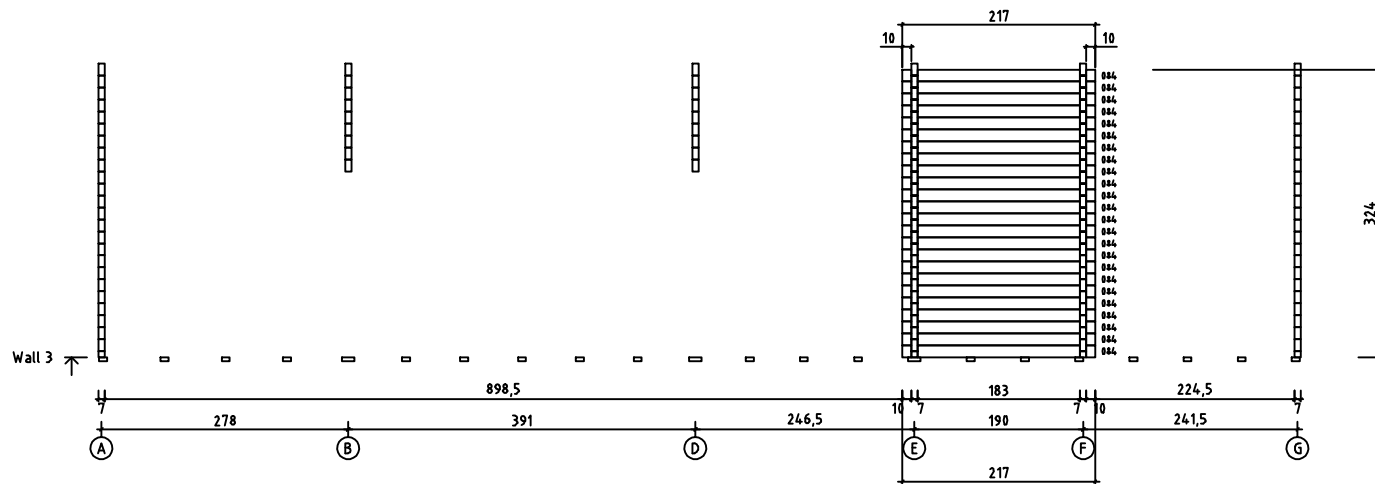
Pos	76135	Pcs.	Profile (mm)	L (mm)
	<p style="text-align: center;"><u>1340x1050 - 8 set</u></p>  <p style="text-align: center;"><u>765x1050 - 2 set right side</u></p>  <p style="text-align: center;"><u>905x1930 - 1 set right side</u></p>  <p style="text-align: center;"><u>800x1930 - 6 set (3left; 3right side)</u></p>  <p style="text-align: right;">Tenon boards 19x70 1050mm 16pcs</p> <p style="text-align: right;">Tenon slat 19x25 1050mm 16pcs</p> <p style="text-align: right;">Tenon boards 19x70 1050mm 4pcs</p> <p style="text-align: right;">Tenon slat 19x25 1050mm 4pcs</p> <p style="text-align: right;">Tenon boards 19x70 1930mm 2pcs</p> <p style="text-align: right;">Tenon slat 19x25 1930mm 2pcs</p> <p style="text-align: right;">Tenon boards 19x70 1930mm 12pcs</p> <p style="text-align: right;">Tenon slat 19x25 1930mm 12pcs</p>			
Kood 76135	Materjal	File 76135.dwg	Leht 6/6	



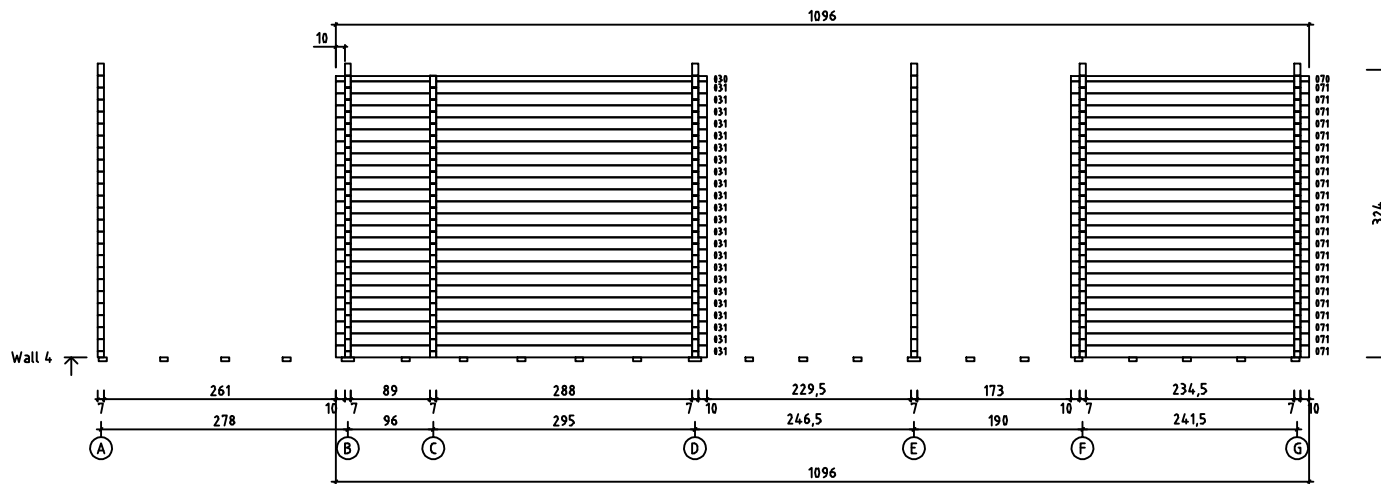
	Date	rev.	Description
House	Wall 1	Sheet	11
Drawing		Scale	1:50
Material	70x135	Date	13.01.2011
Drawer		File	76135.dwg



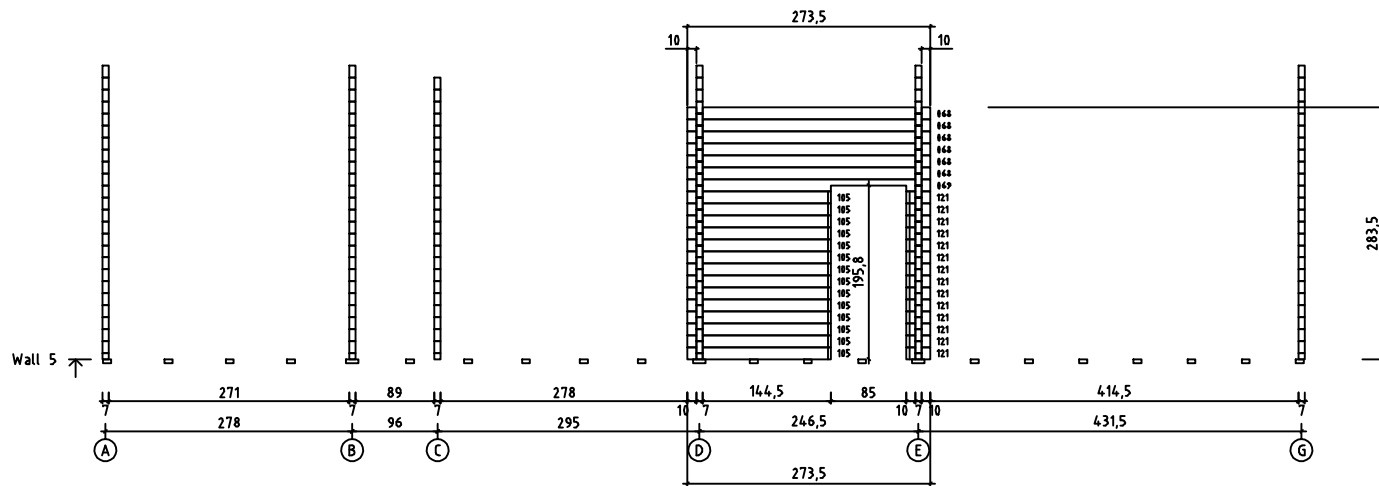
Date	rev.	Description	Sheet
House	76135		12
Drawing	Wall 2		Scale 1:50
Material	70x135		Date 13.01.2011
Drawer		File	76135.dwg



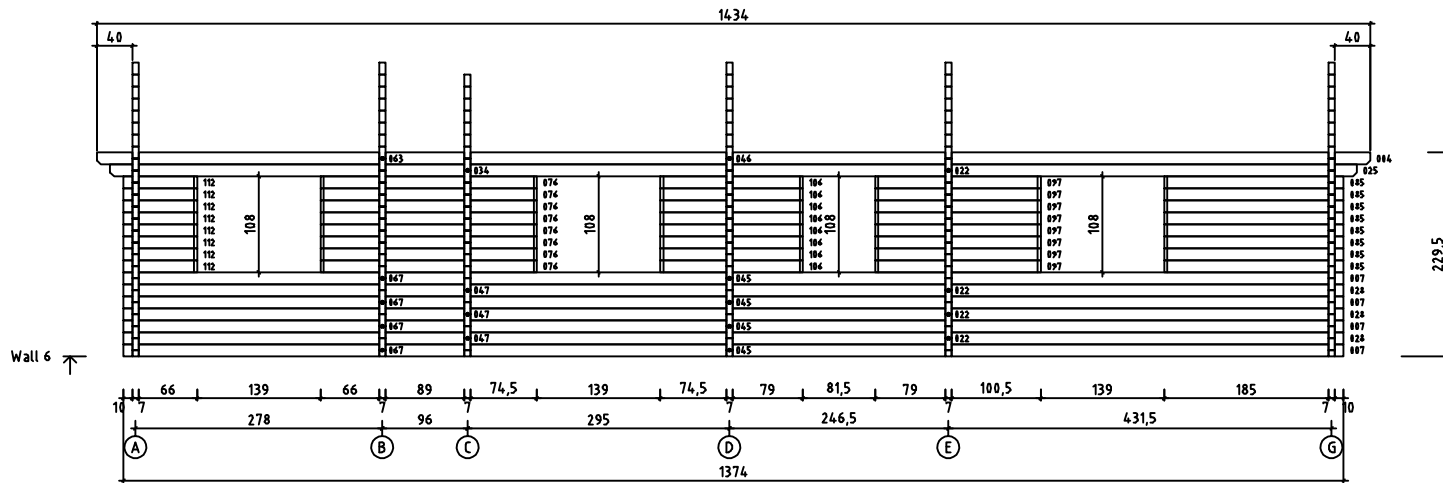
Date	rev.	Description	Sheet
			13
			Scale
			1:50
			Date
			13.01.2011
			Drawer
			File 76135.dwg



Date	rev.	Description
House	76135	Sheet 14
Drawing	Wall 4	Scale 1:50
Material	70x135	Date 13.01.2011
Drawer		File 76135.dwg

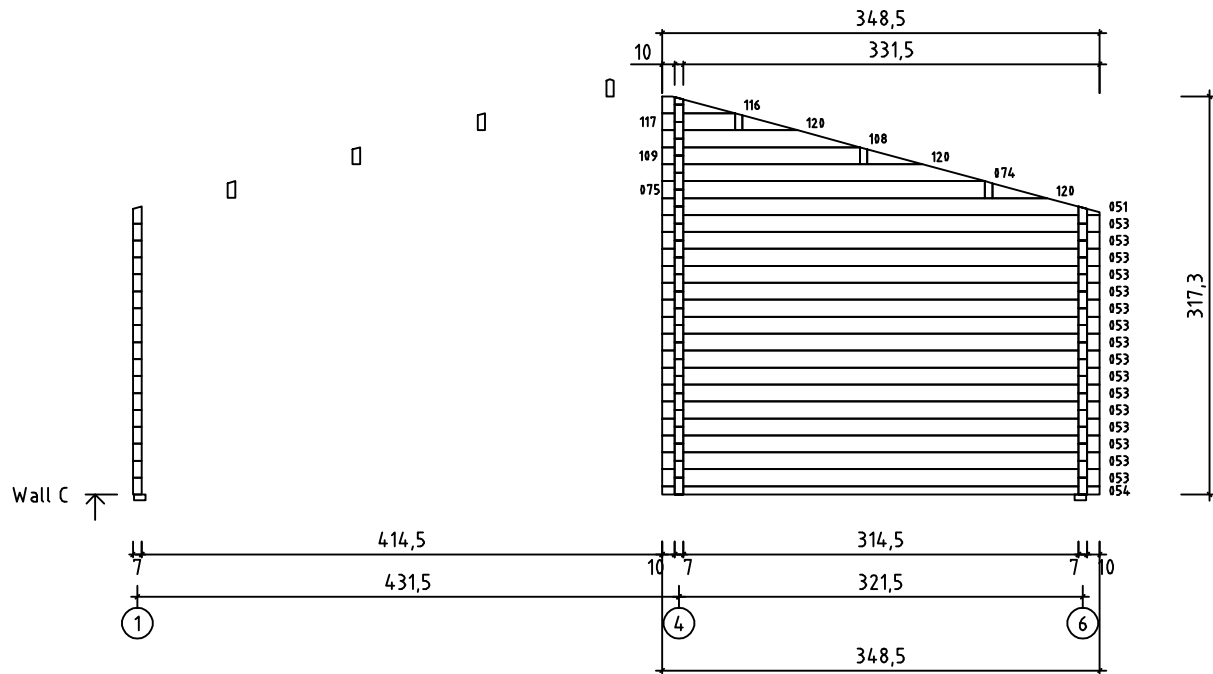


Date	rev.	Description	Sheet
			15
House	76135		Scale
Drawing	Wall 5		1:50
Material	70x135		Date
Drawer		File	76135.dwg



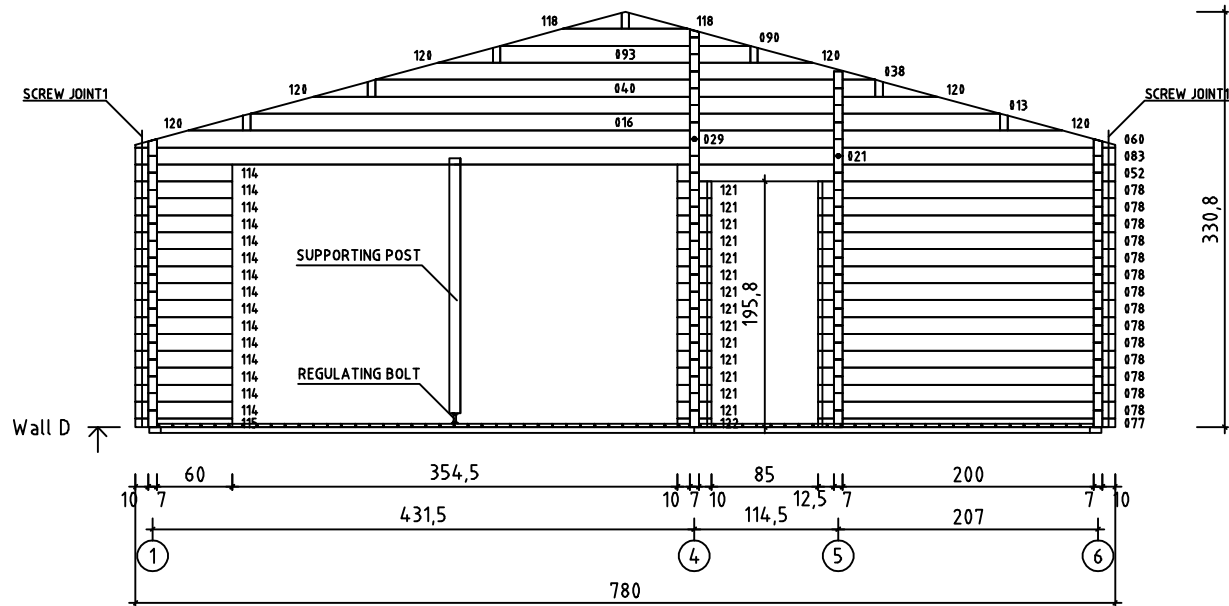
Date rev. Description

House	76135	Sheet	16
Drawing	Wall 6	Scale	1:50
Material	70x135	Date	13.01.2011
Drawer	File 76135.dwg		



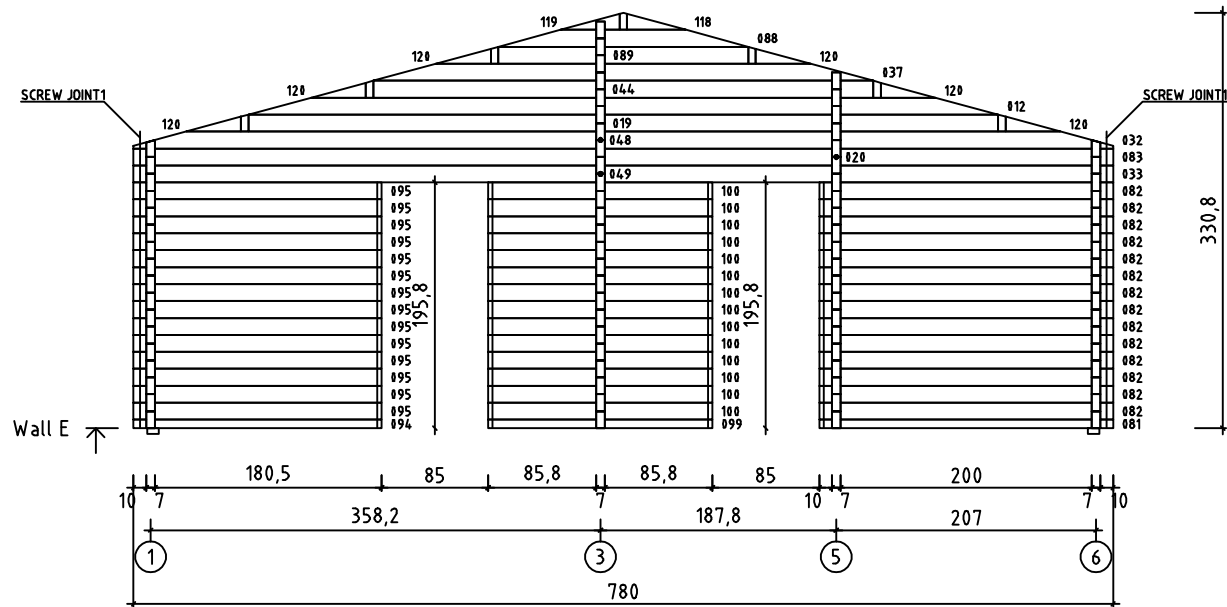
Date rev. Description

House	76135	Sheet	6
Drawing	Wall C	Scale	1:50
Material	70x135	Date	13.01.2011
Drawer	File 76135.dwg		



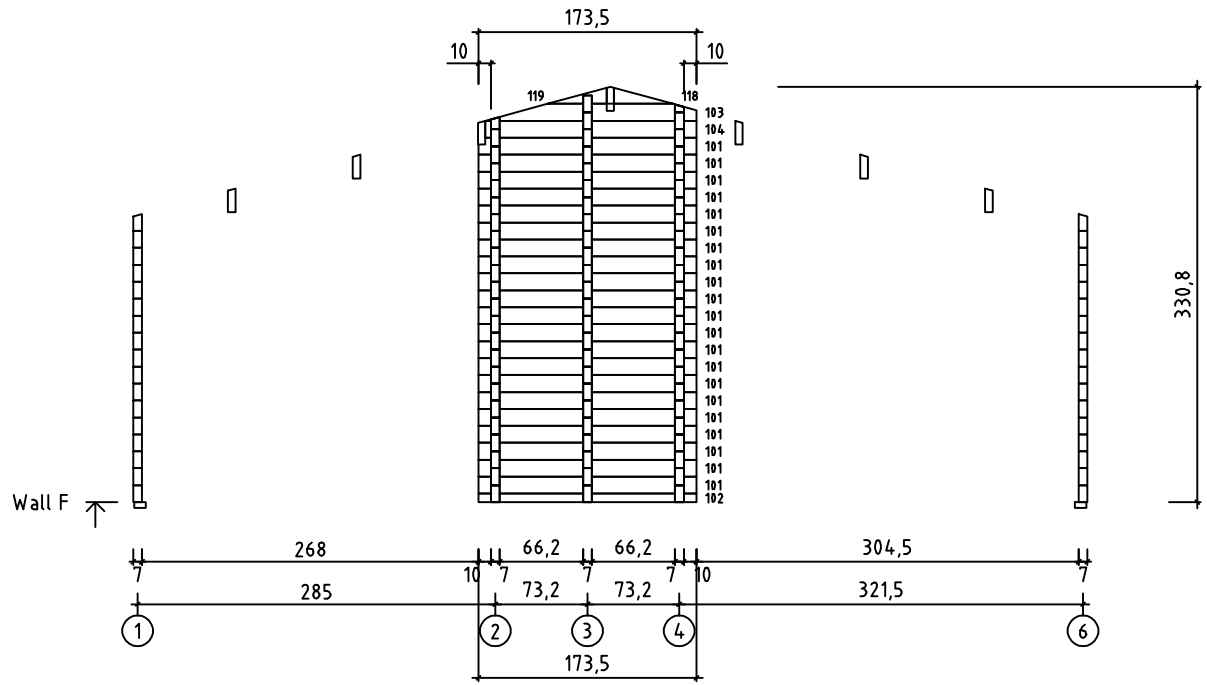
Date rev. Description

House	76135	Sheet	7
Drawing	Wall D	Scale	1:50
Material	70x135	Date	13.01.2011
Drawer		File	76135.dwg



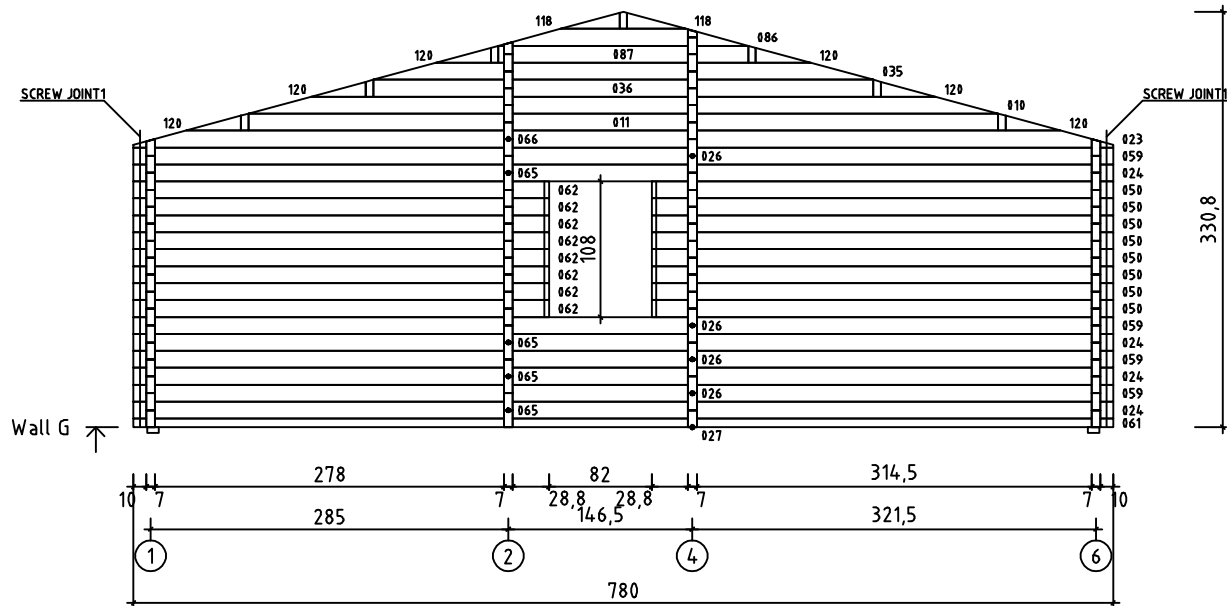
Date rev. Description

House	76135	Sheet	8
Drawing	Wall E	Scale	1:50
Material	70x135	Date	13.01.2011
Drawer		File	76135.dwg



Date rev. Description

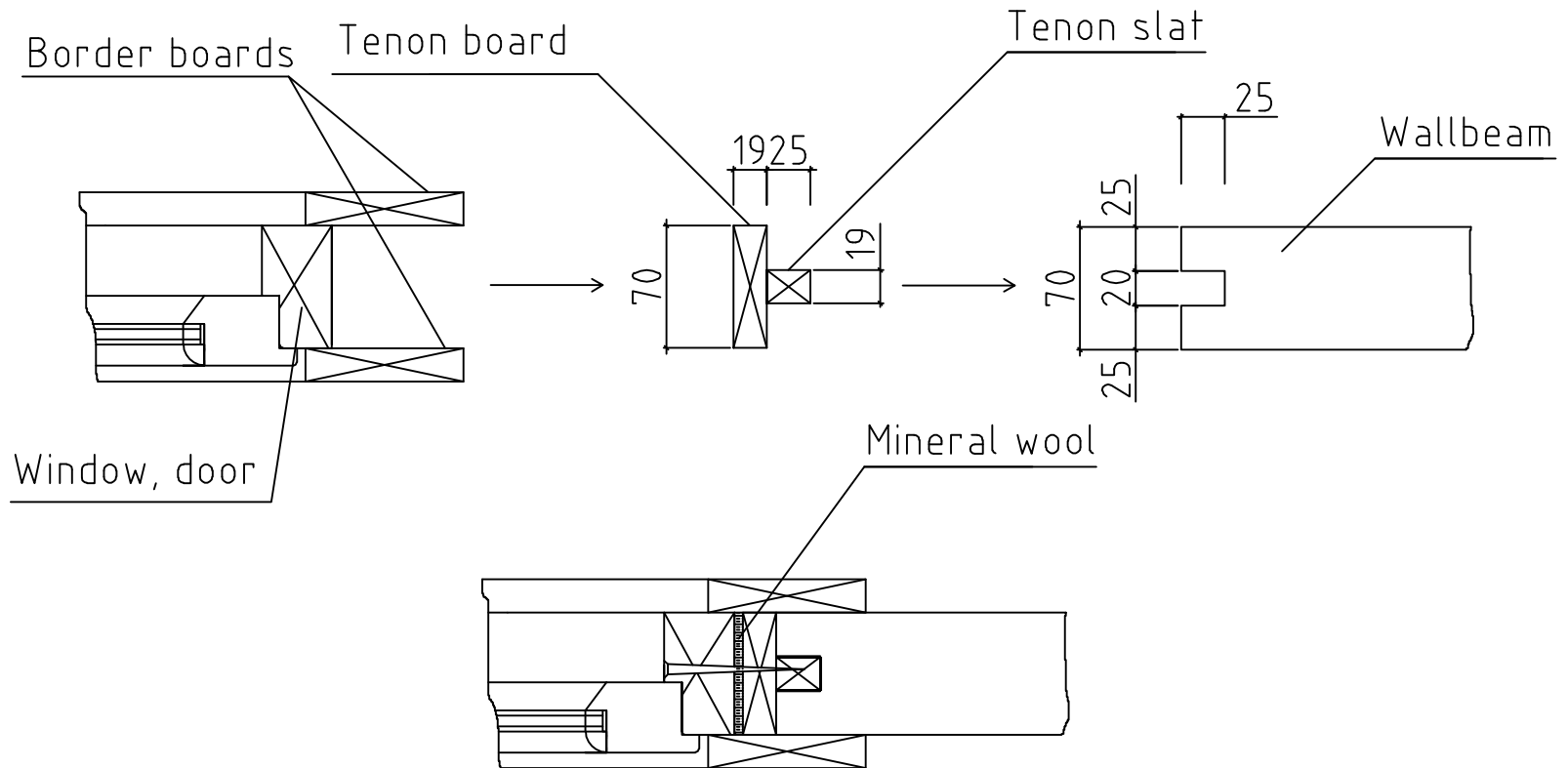
House	76135	Sheet	9
Drawing	Wall F	Scale	1:50
Material	70x135	Date	13.01.2011
Drawer		File	76135.dwg



Date rev. Description

House	76135	Sheet	10
Drawing	Wall G	Scale	1:50
Material	70x135	Date	13.01.2011
Drawer		File	76135.dwg

DOOR-WINDOW ASSEMBLING



NB!!! Use mineral wool for isolation around the window and door.
(isolating foam is not allowed)

NB!!! Dont screw tenon slat and board into wallbeam.

NB!!! Fix window and door into tenon slat & board (like on the drawing)