



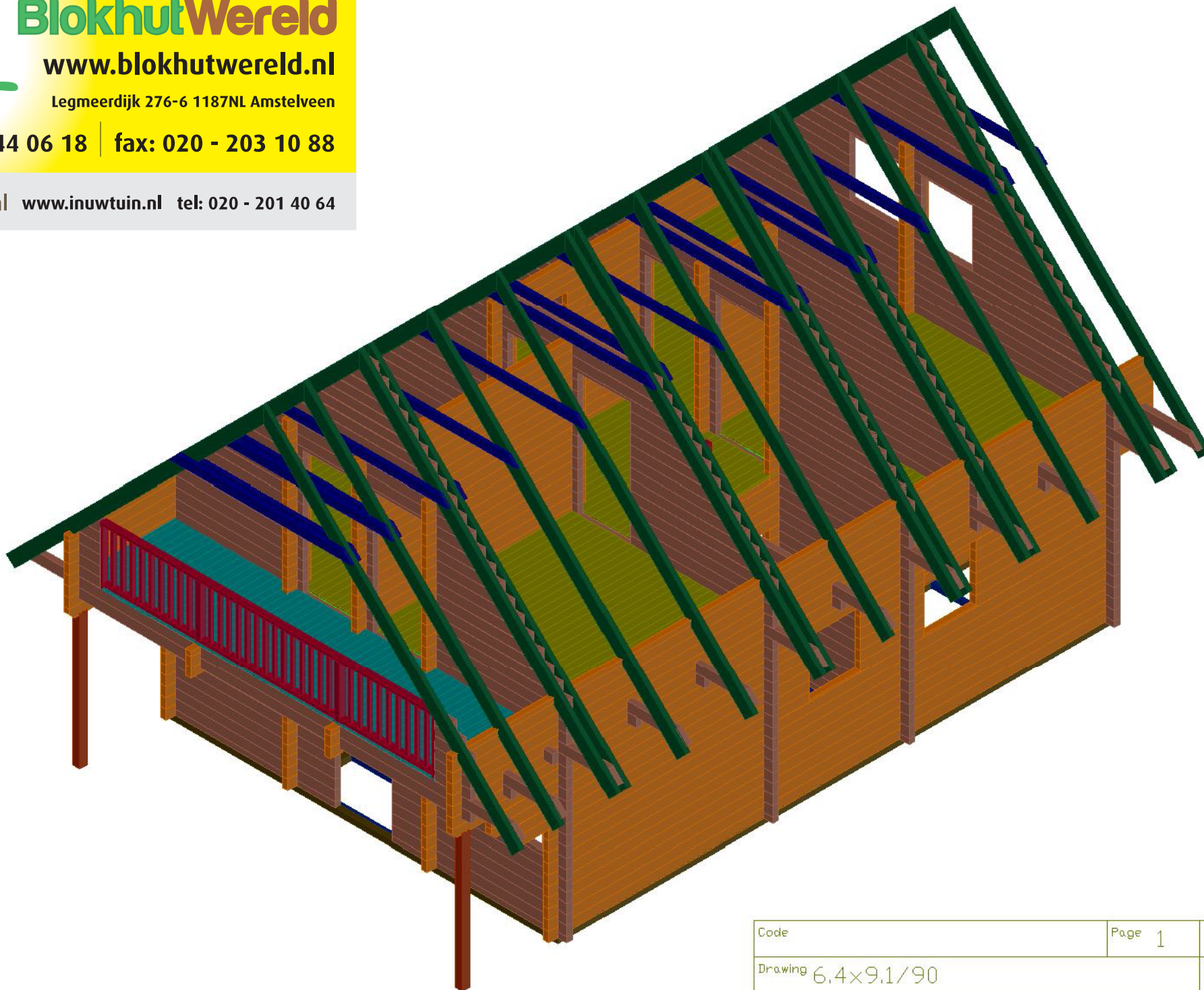
BlokhutWereld

www.blokhutwereld.nl

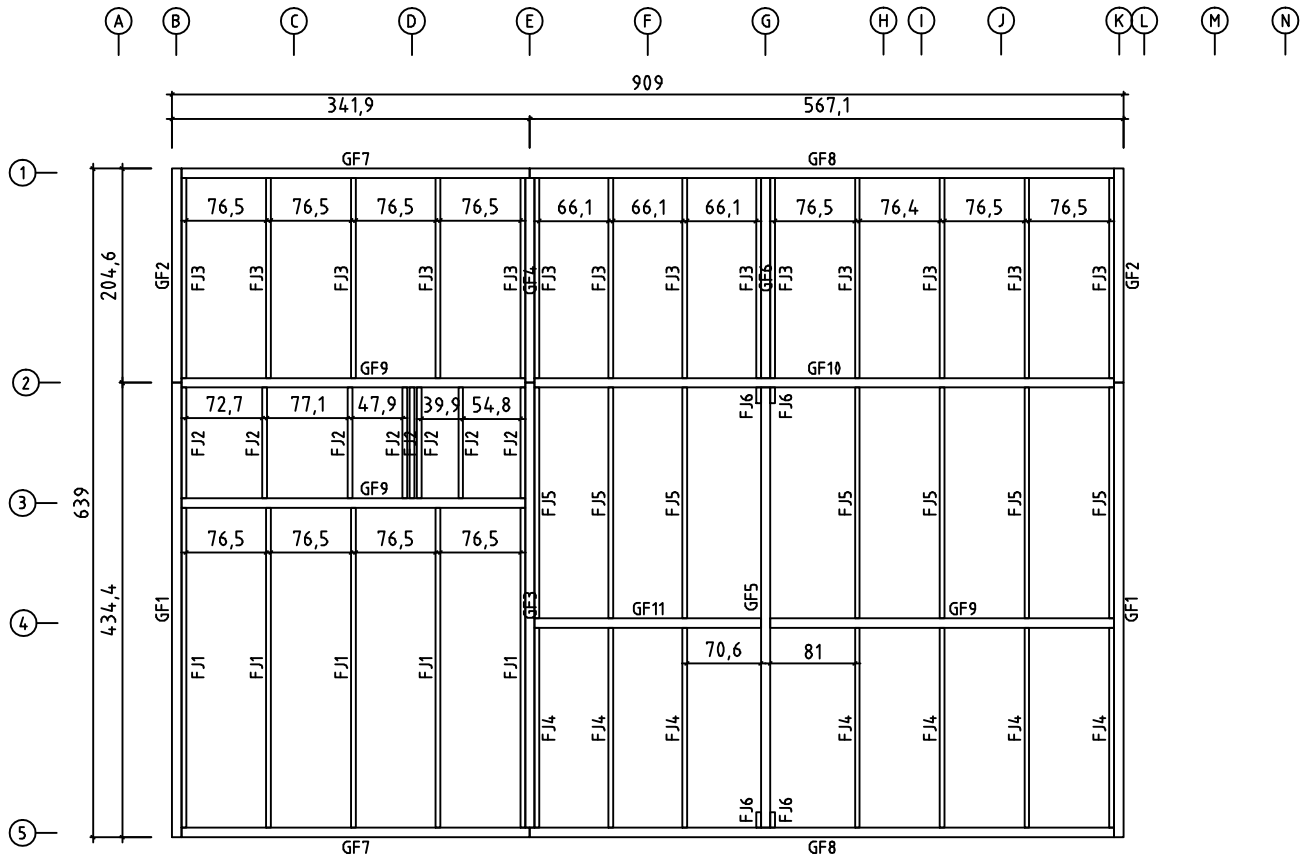
Legmeerdijk 276-6 1187NL Amstelveen

tel: 020 - 644 06 18 | fax: 020 - 203 10 88

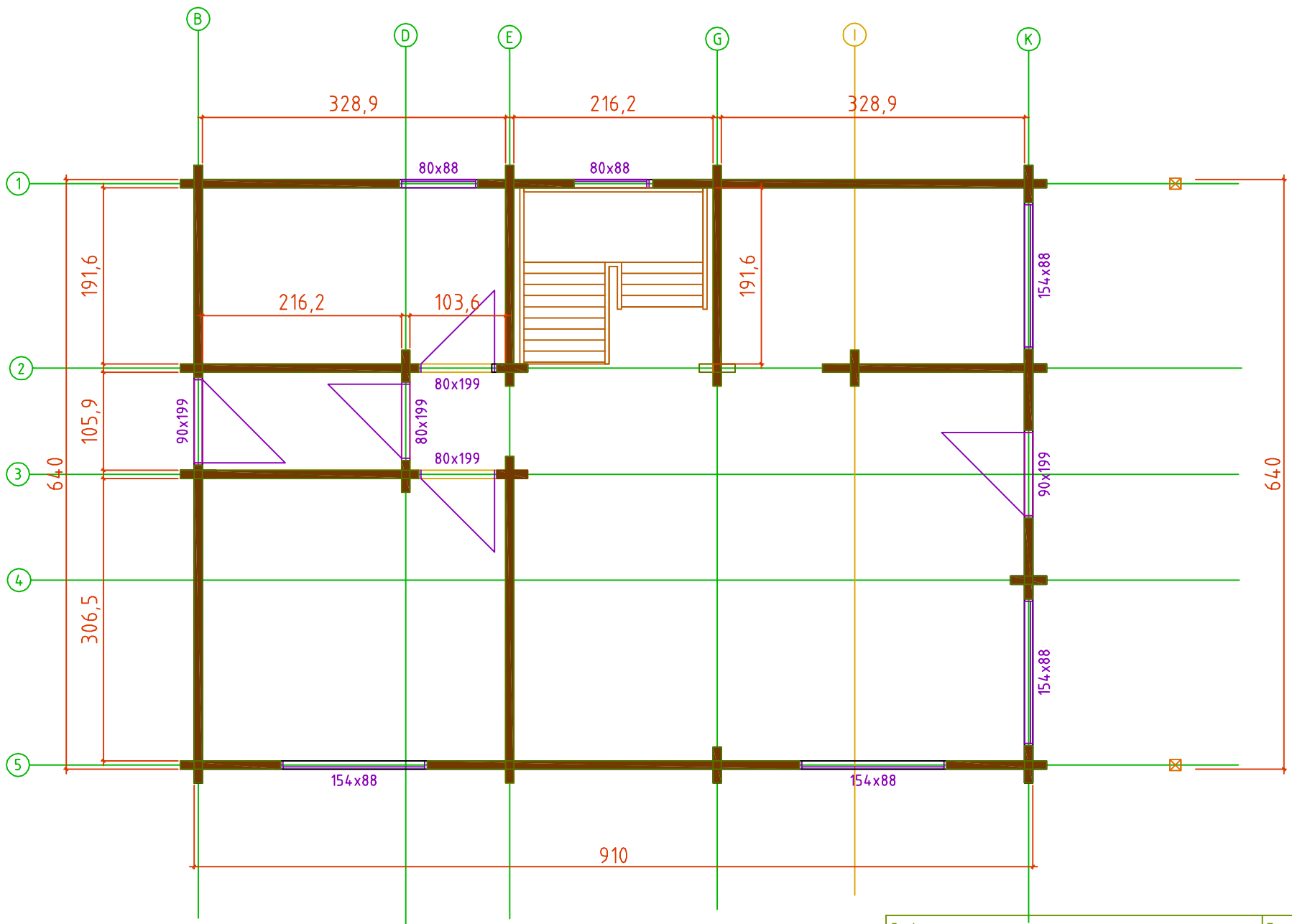
[inuwtuin.nl](http://www.inuwtuin.nl) www.inuwtuin.nl tel: 020 - 201 40 64



Code	Page 1	22.02.11.
Drawing 6.4x9.1/90	Scale 1:50	
Astel AS	File Monviso2	3D.dwg

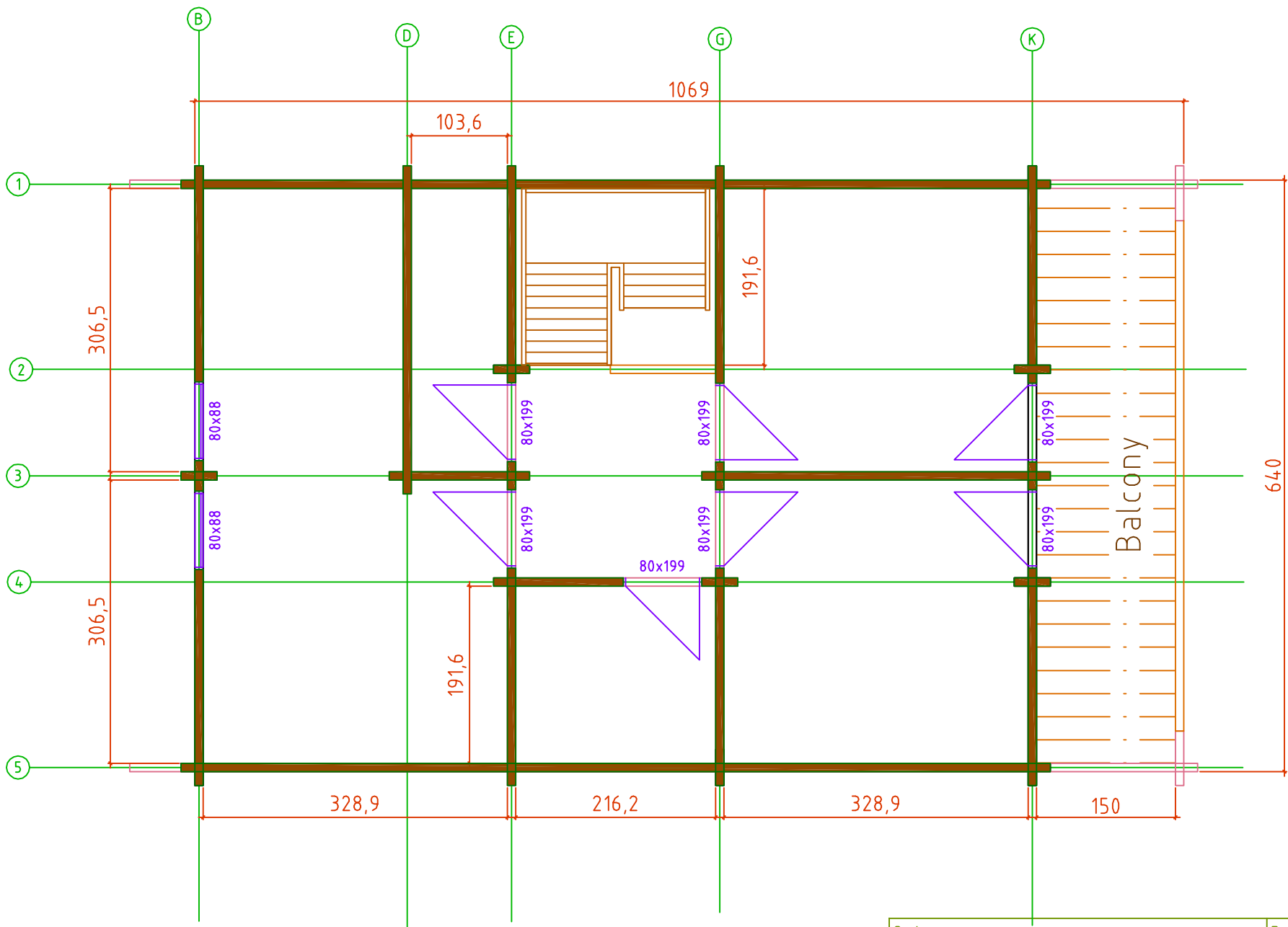


Code	Page	22.02.11.
Drawing 6.4x9.1/90	Scale	1:50
Astel AS	File	Monviso2.dwg



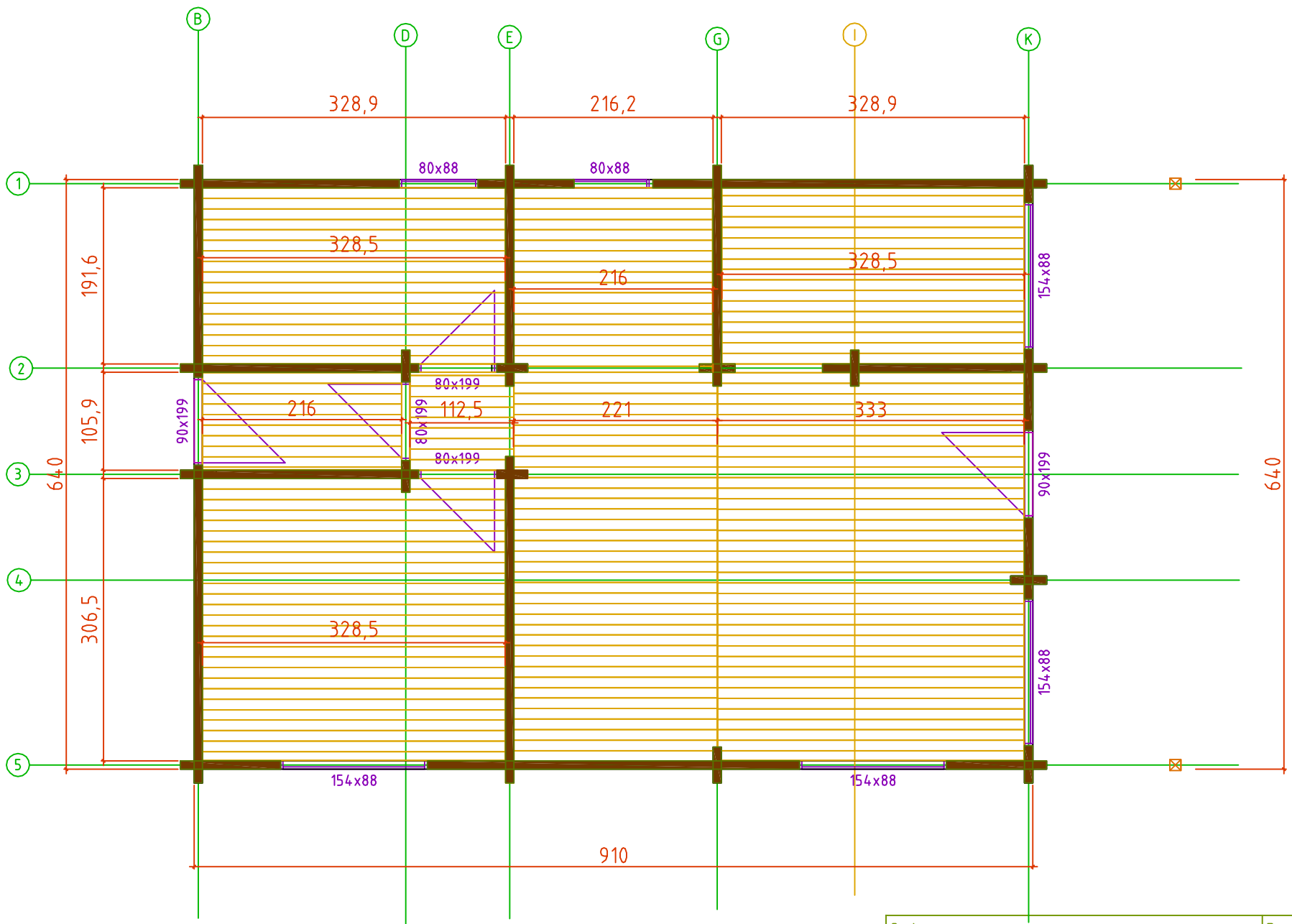
Ground floor. Plan

Code	Page 1	22.02.11.
Drawing 6.4x9.1/90		Scale 1:50
Astel AS	File Monviso2 .dwg	



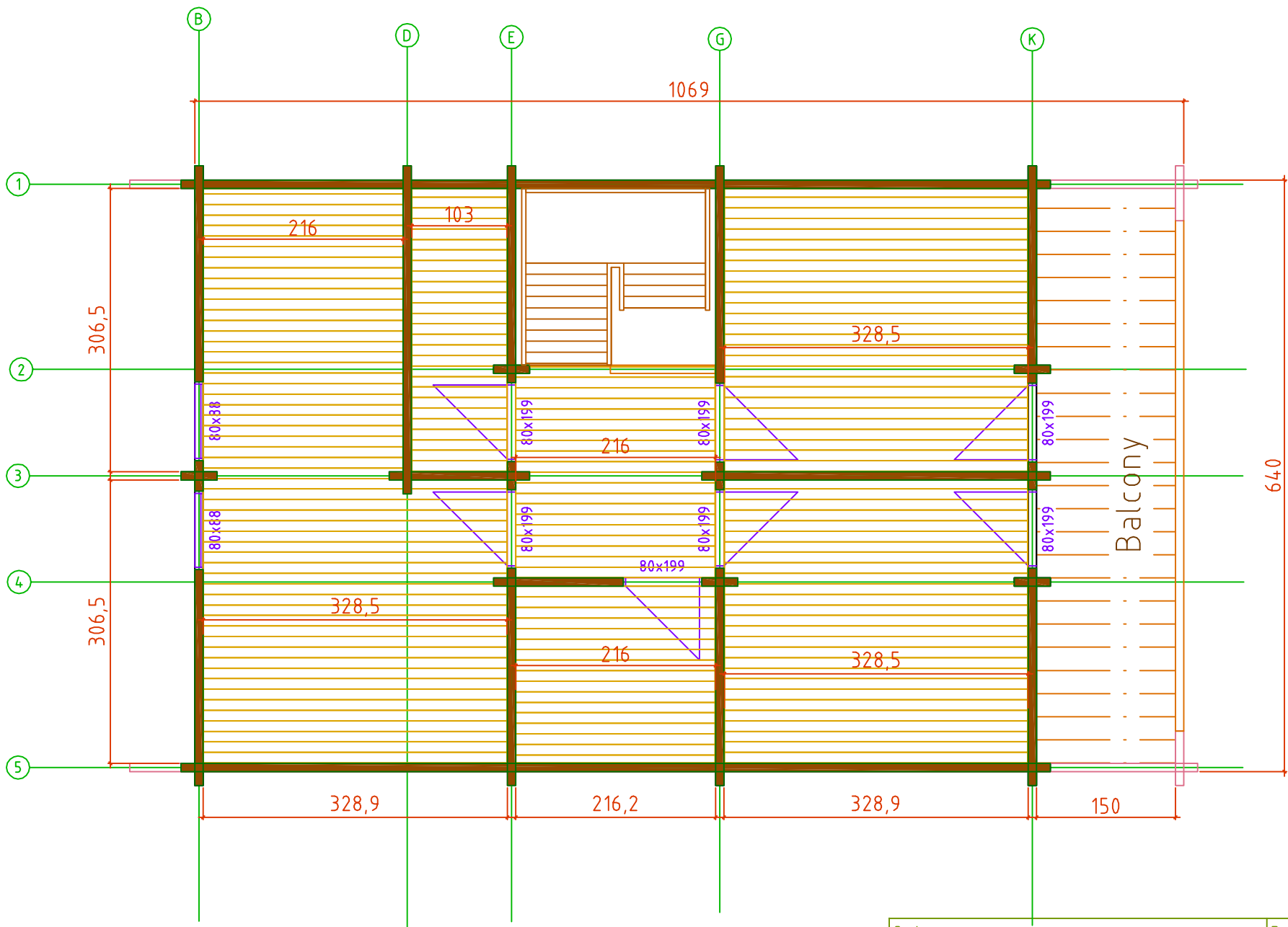
First floor. Plan

Code	Page 1/1	22.02.11.
Drawing 6.4x9.1/90		Scale 1:50
Astel AS	File Monviso2.dwg	



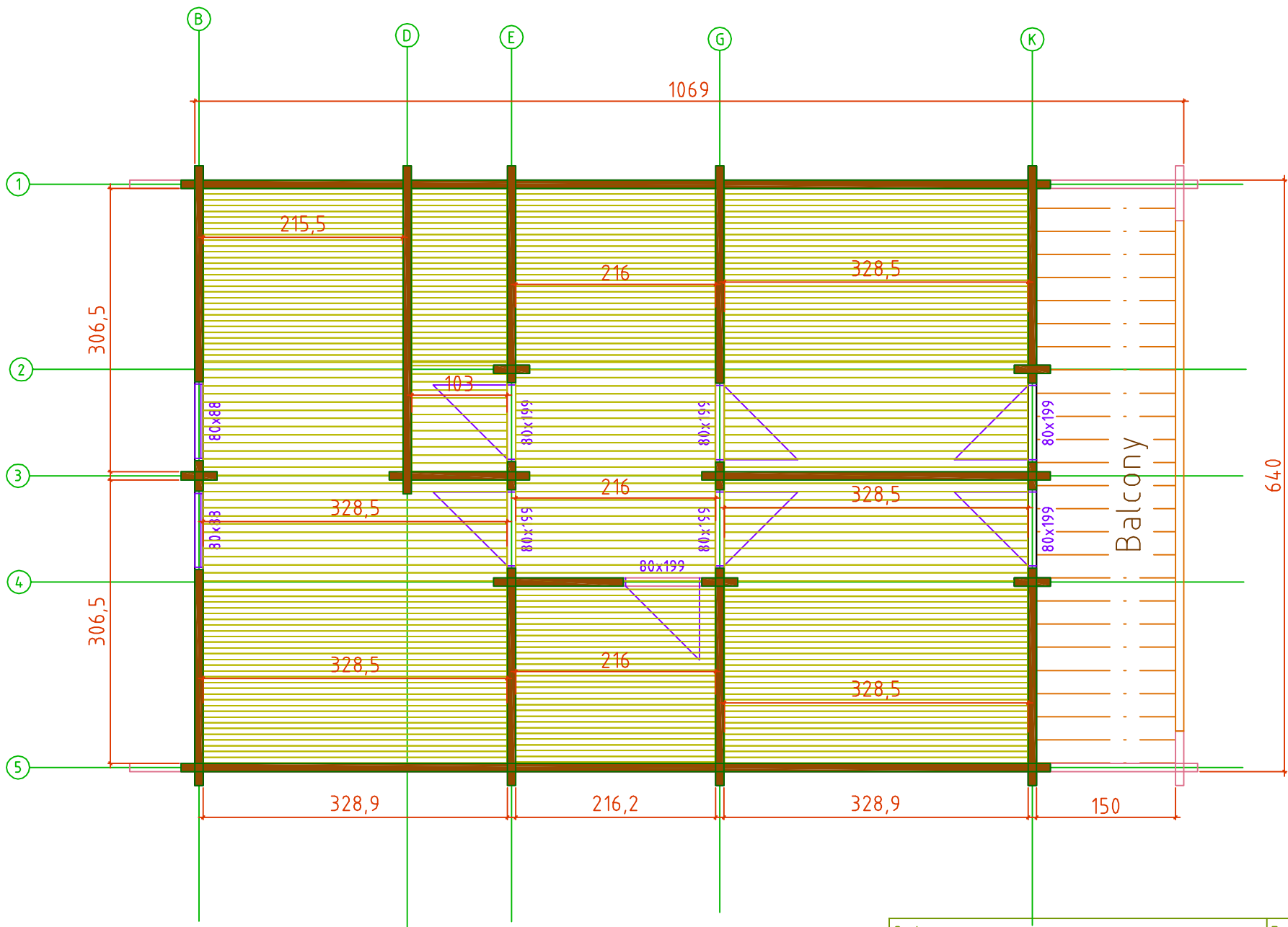
Ground floor.Floor boards. Plan

Code	Page 1/2	22.02.11.
Drawing 6.4x9.1/90		Scale 1:50
Astel AS	File Monviso2.dwg	




First floor. Floor boards. Plan

Code	Page 1/3	22.02.11.
Drawing 6.4x9.1/90		Scale 1:50
Astel AS	File Monviso2.dwg	



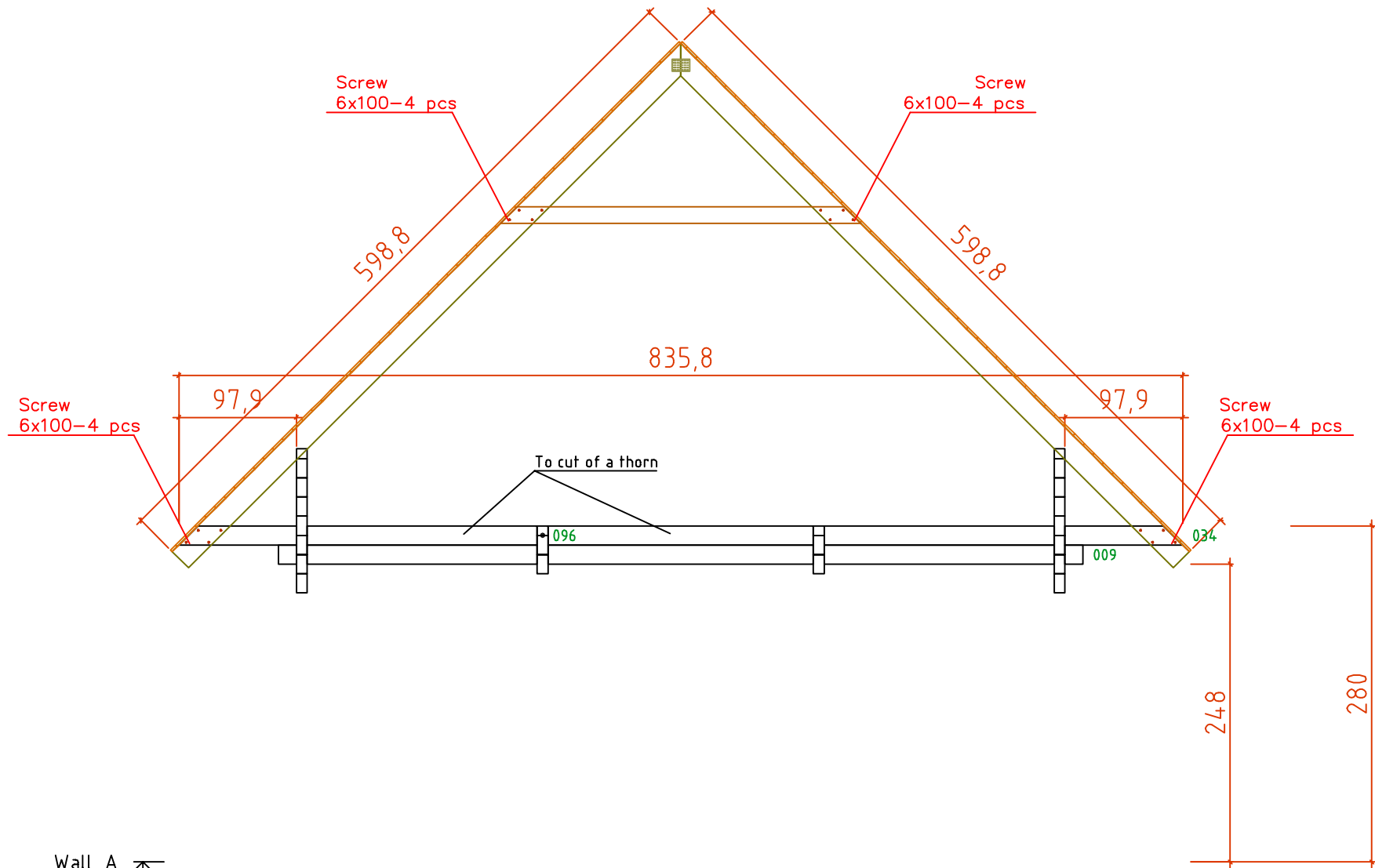
. Ceiling boards. Plan

Code	Page 1/4	22.02.11.
Drawing 6.4x9.1/90		Scale 1:50
Astel AS	File Monviso2.dwg	



Roof boards. Plan

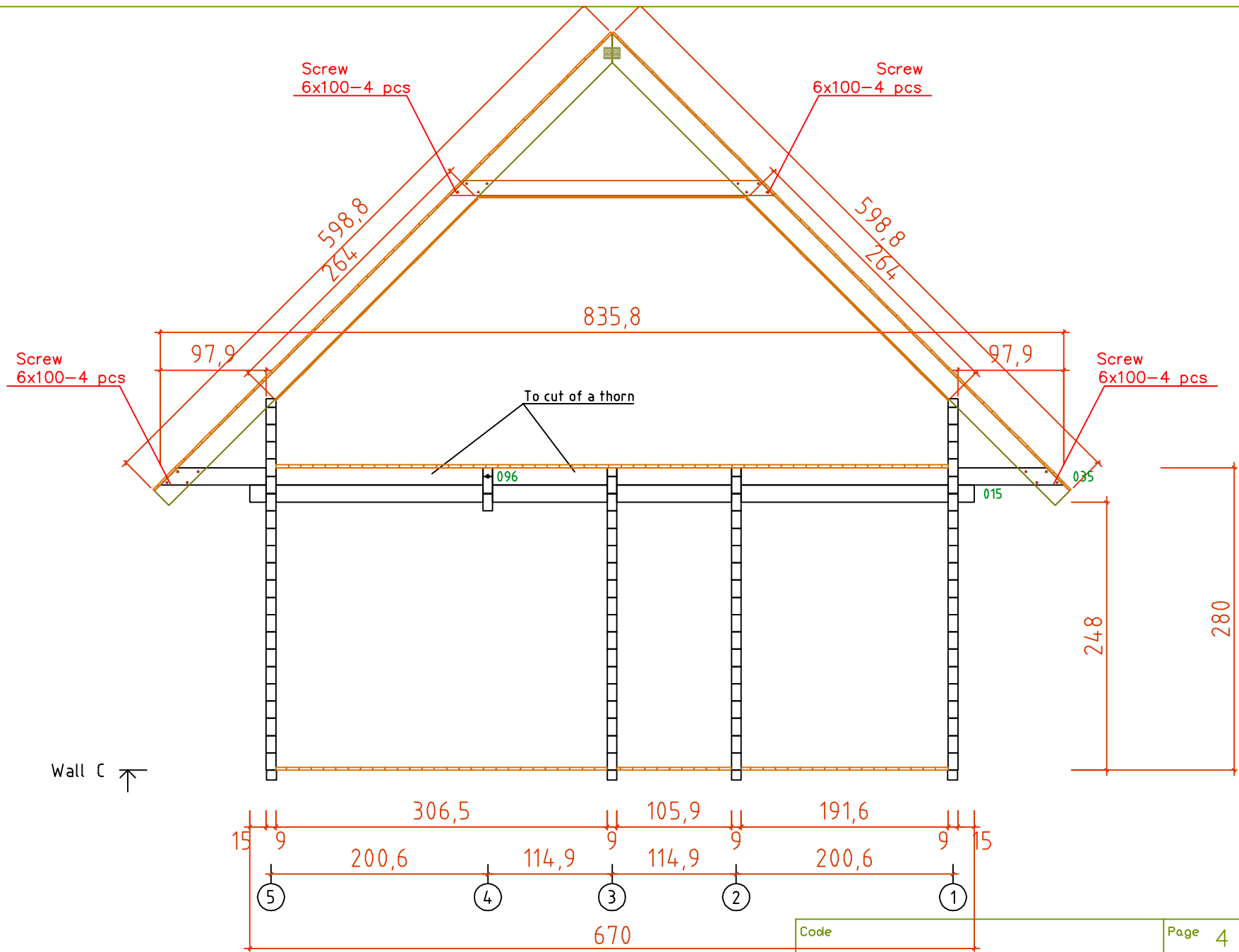
Code	Page 1/5	22.02.11.
Drawing 6.4x9.1/90		Scale 1:50
Astel AS	File Monviso2.dwg	



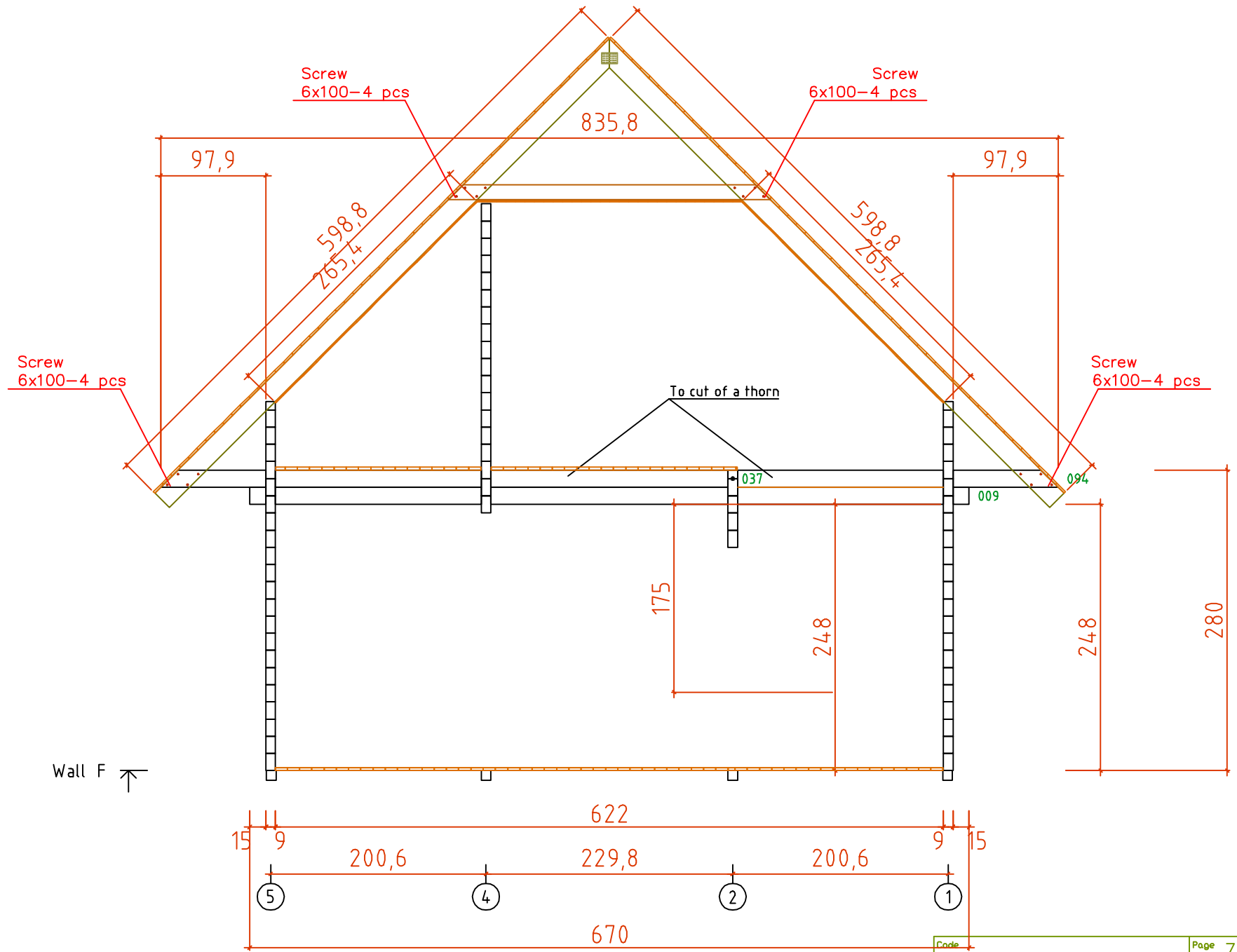
Wall A ↗



Code	1	Page	2	22.02.11.
Drawing	WALL A	Scale	1:50	
Astel AS	File	Monviso2.dwg		

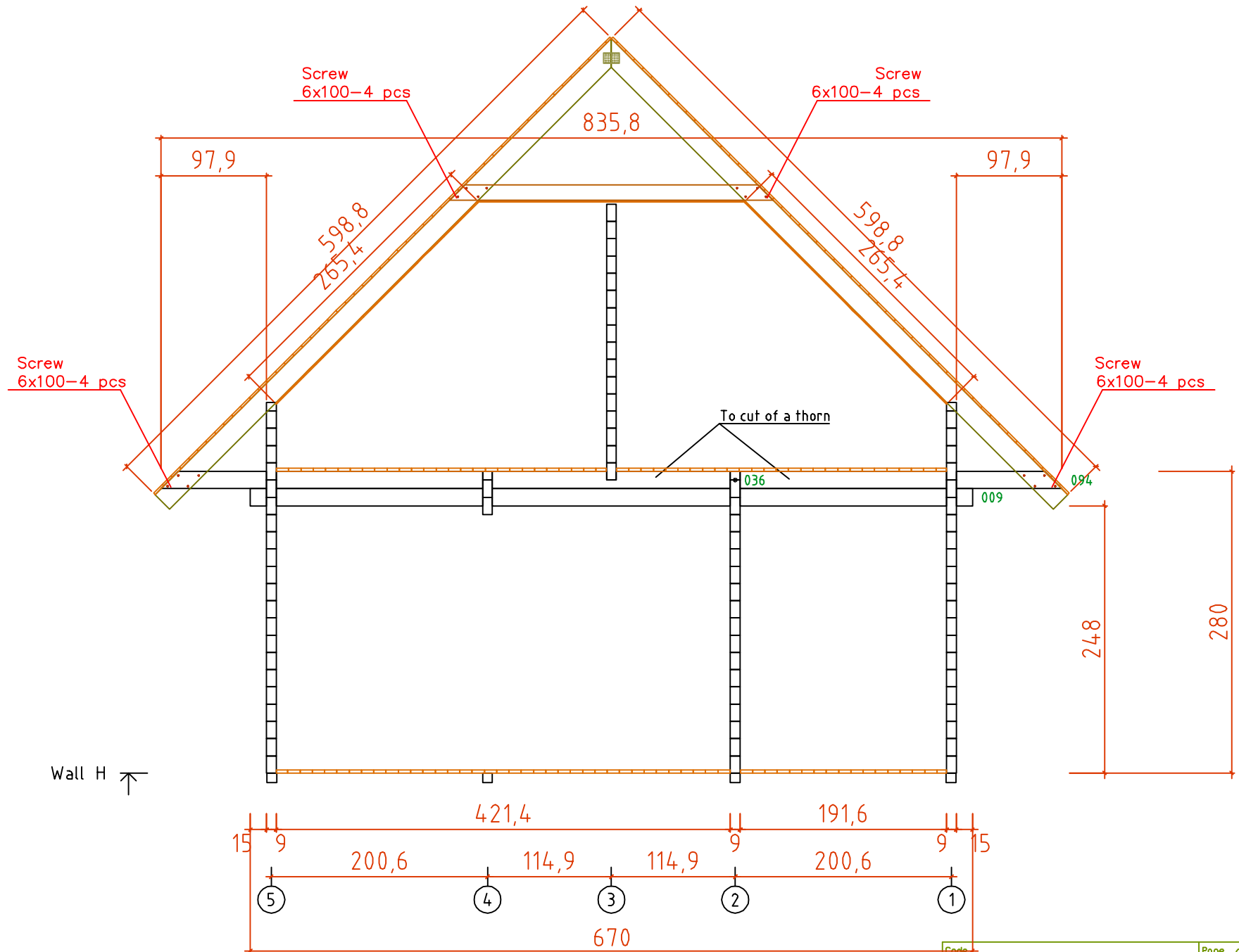


Code	Page 4	22.02.11.
Drawing WALL C		Scale 1:50
Astel AS	File Monviso2.dwg	

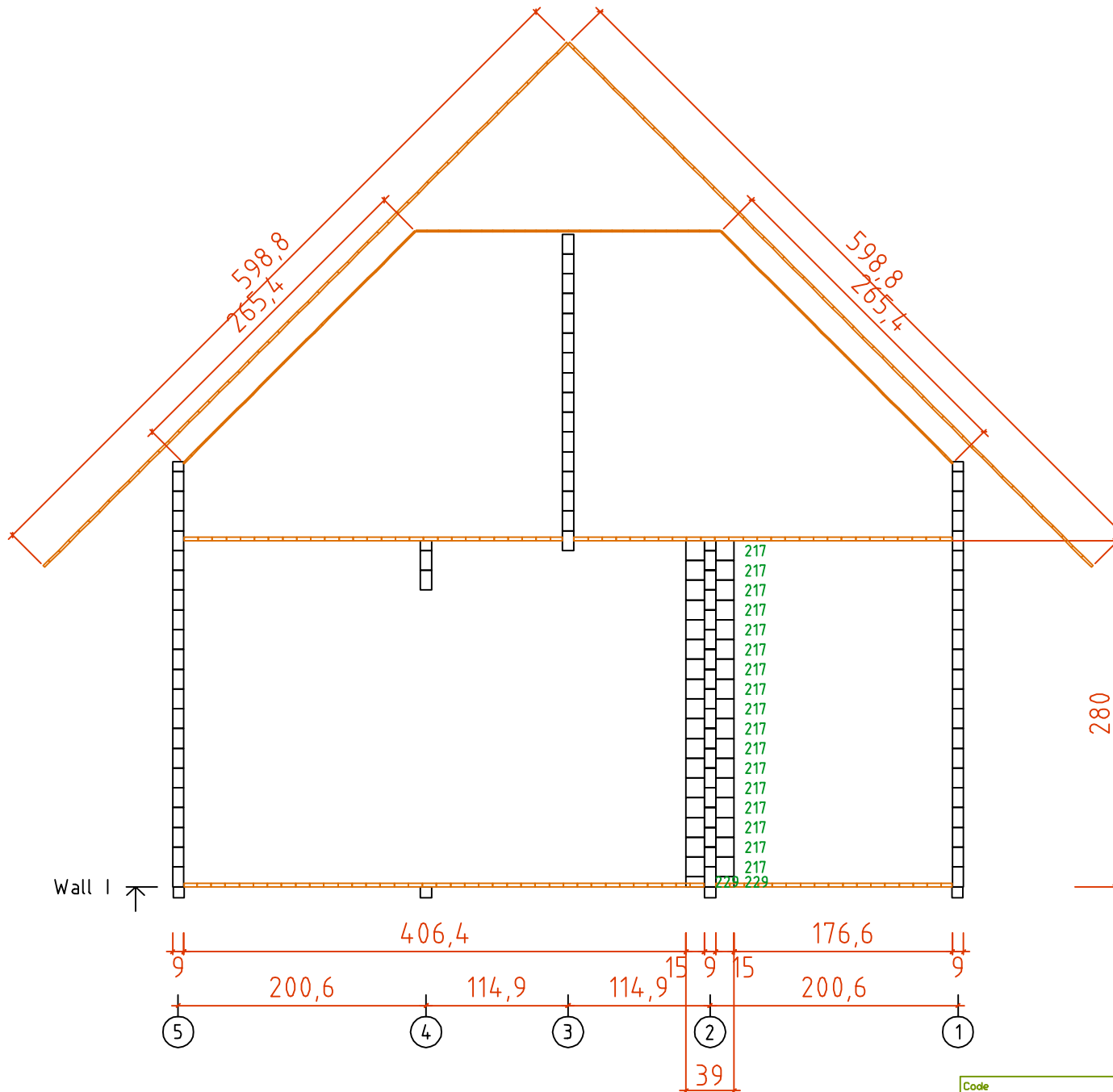


Wall F ↗

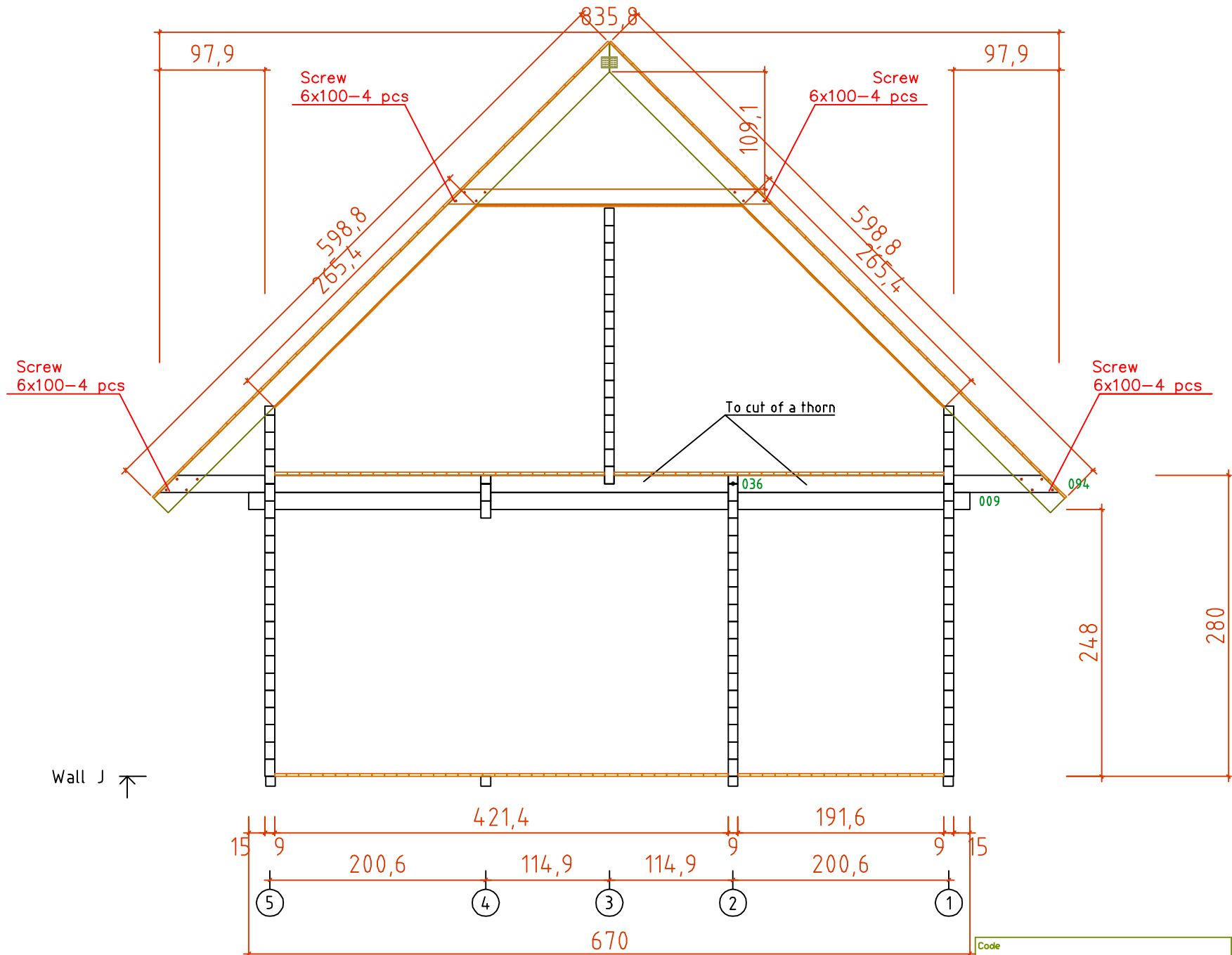
Code	Page 7	22.02.11.
Drawing WALL F		Scale 1:50
Astel AS	File Monviso2.dwg	



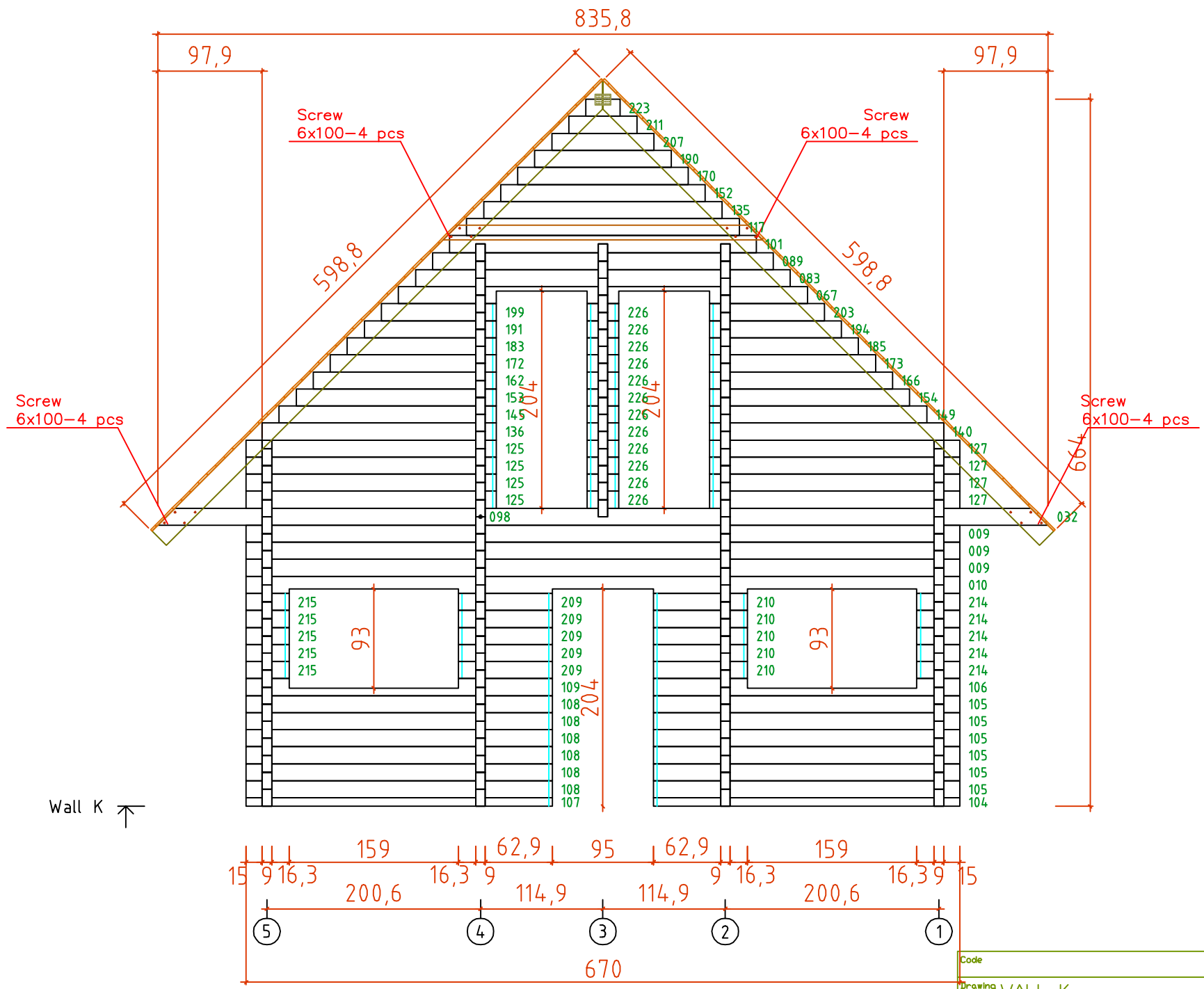
Code	Page 9	22.02.11.
Drawing WALL H		Scale 1:50
Astel AS	File Monviso2.dwg	



Code	Page 10	22.02.11.
Drawing WALL I	Scale 1:50	
Astel AS	File Monviso2.dwg	

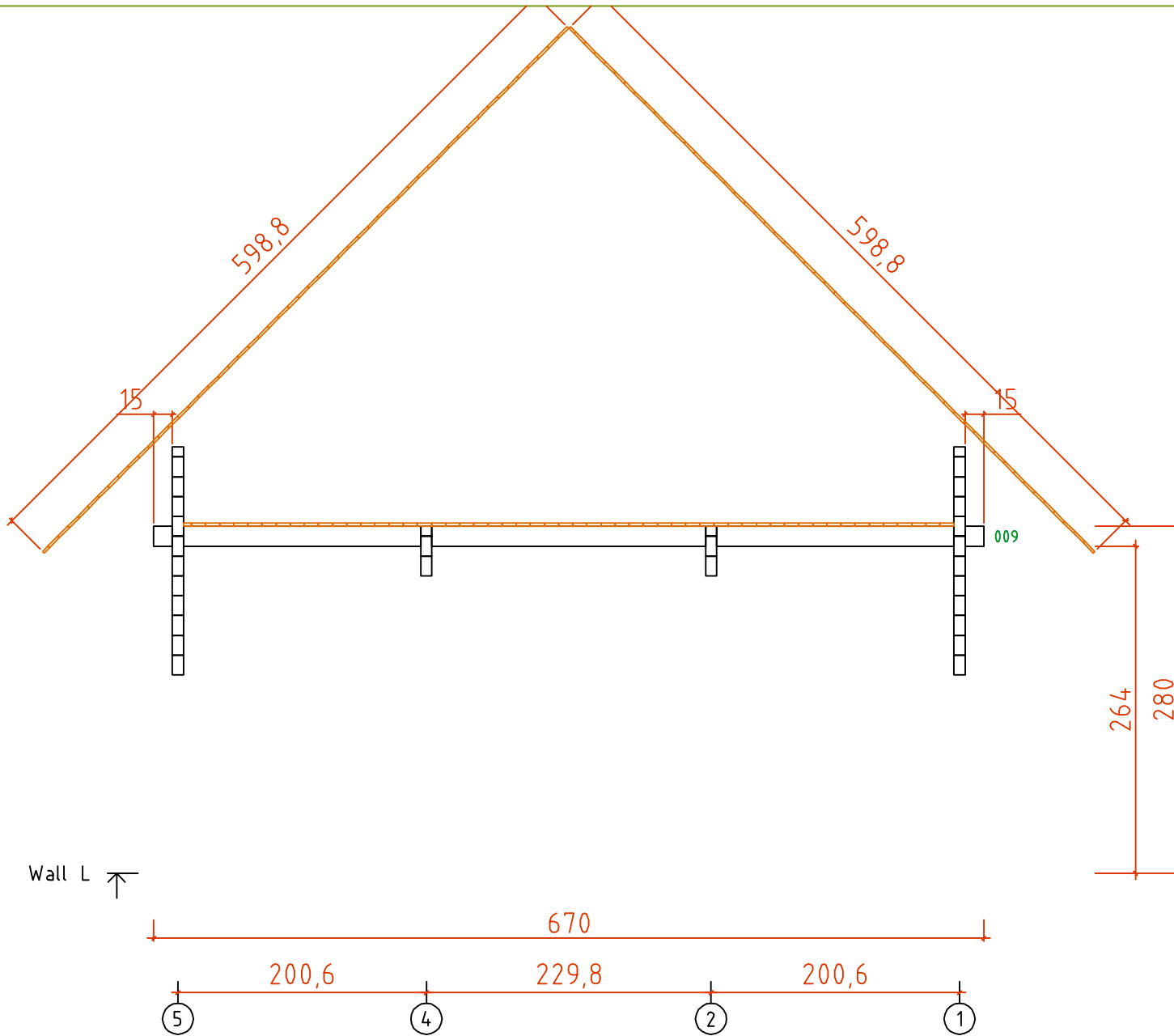


Code	Page 11	22.02.11.
Drawing WALL J		Scale 1:50
Astel AS	File Monviso2.dwg	

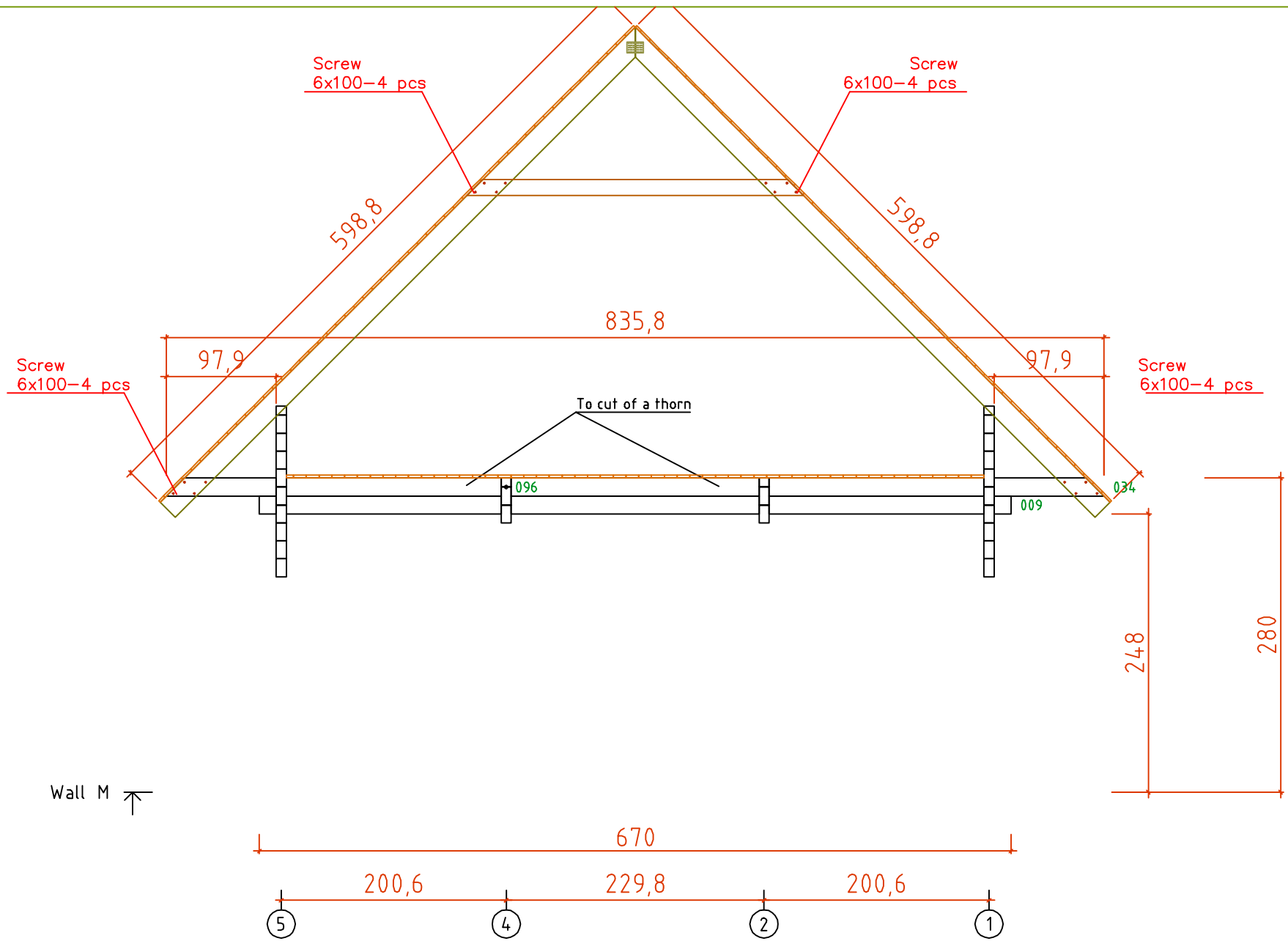


Wall K ↗

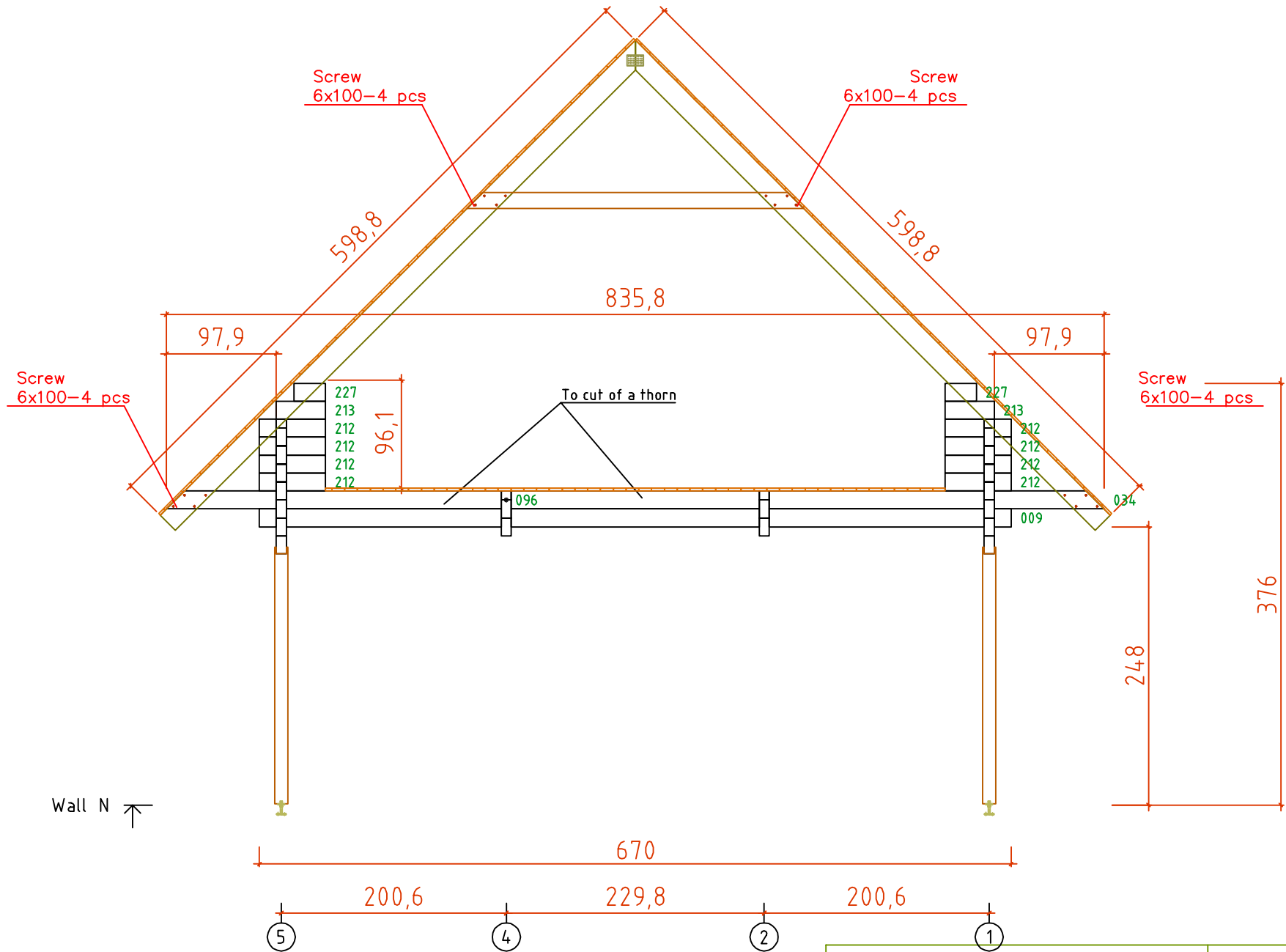
Code	Page 12	22.02.11.
Drawing WALL K		Scale 1:50
Astel AS	File Monviso2.dwg	



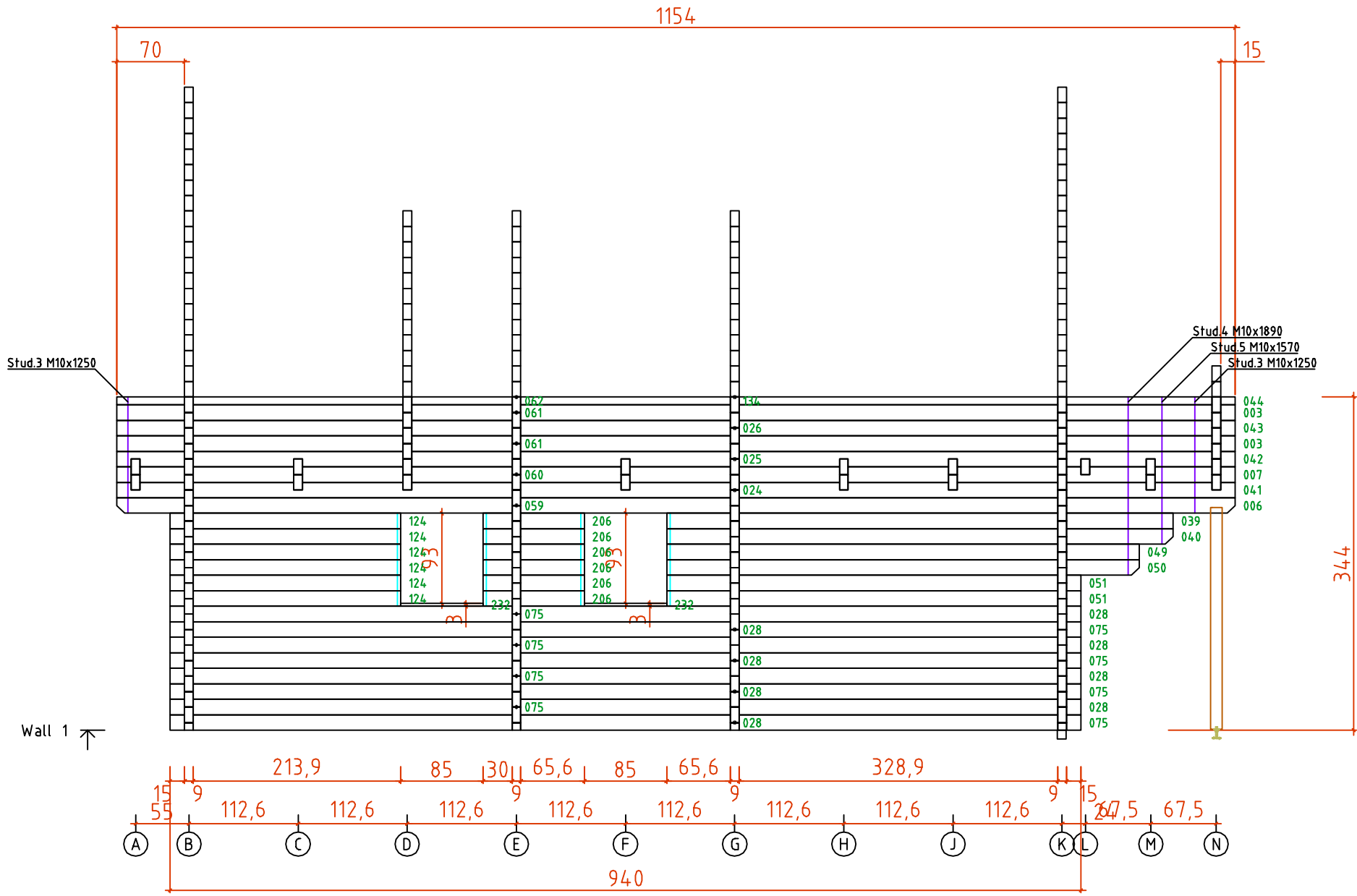
Code	Page 13	22.02.11.
Drawing WALL L	Scale 1:50	
Astel AS	File Monviso2.dwg	



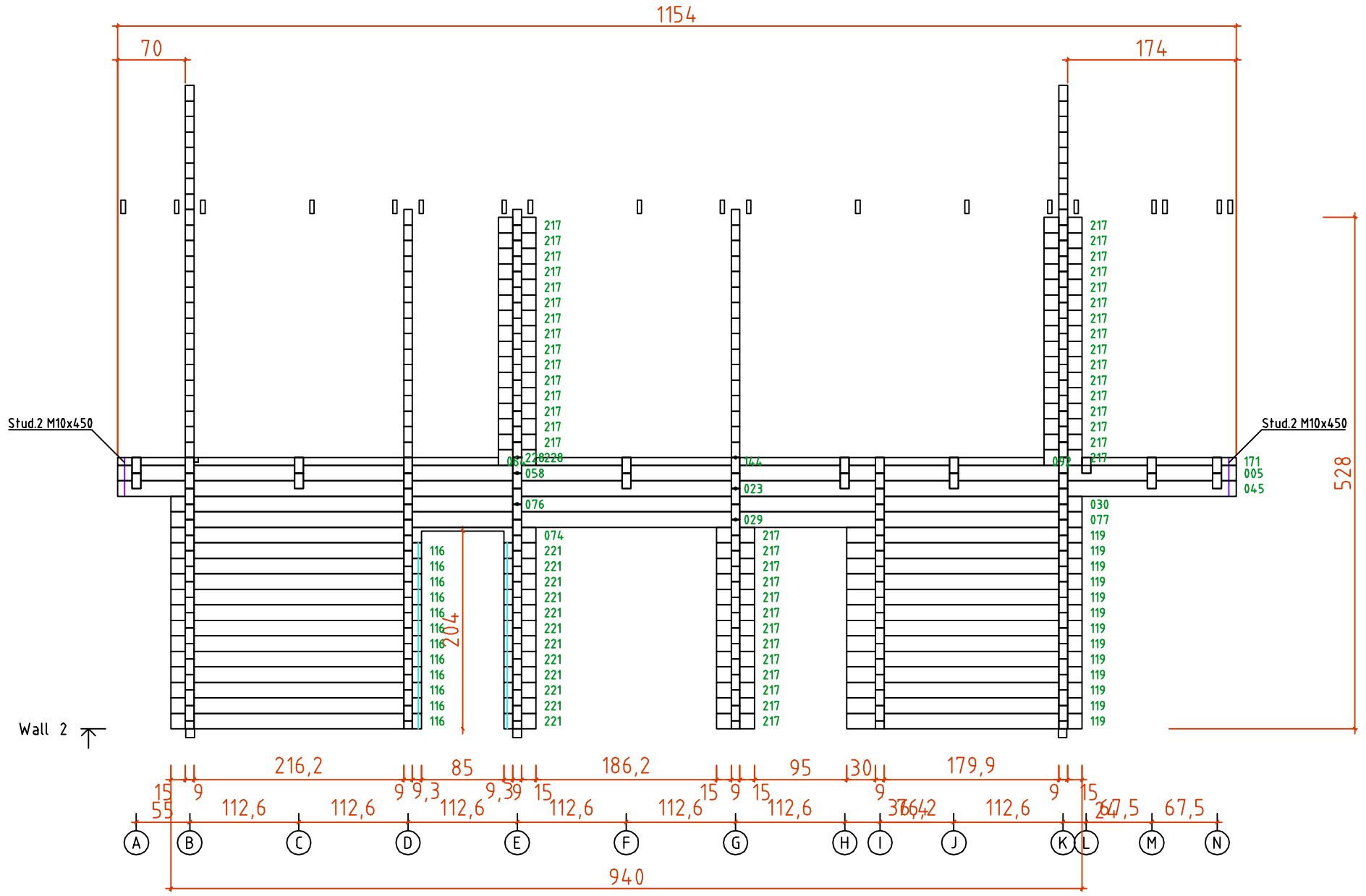
Code	Page 14	22.02.11.
Drawing WALL M	Scale 1:50	
Astel AS	File Monviso2.dwg	



Code	Page 15	22.02.11.
Drawing WALL N	Scale 1:50	
Astel AS	File Monviso2.dwg	

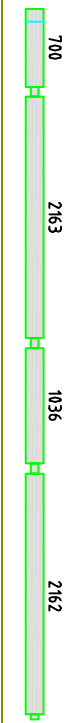
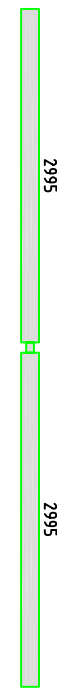














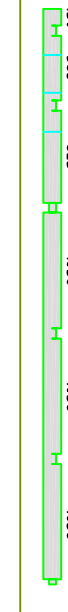
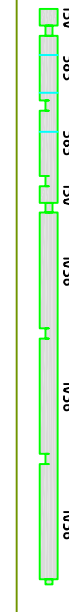


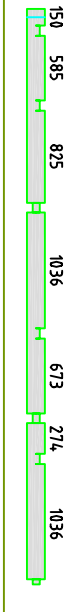

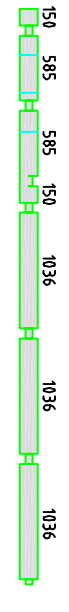
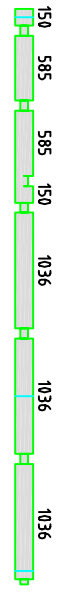



Code	Page 16	22.02.11.
Drawing WALL 1	Scale 1:50	
Astel AS	File Monviso2.dwg	



Code	Page 17	22.02.11.
Drawing WALL 2	Scale 1:50	
Astel AS	File Monviso2.dwg	

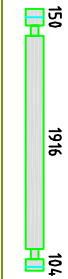
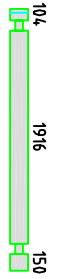










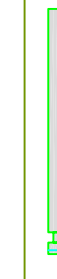






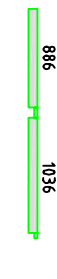
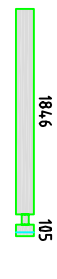

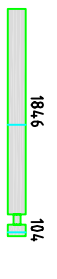


N	Drawing	Pc.	Profil (mm)	Length (mm)
001		1	90x160	7416
002		1	90x160	7416
003		3	90x160	7416
004		1	90x160	7416
005		1	90x160	7416
006		1	90x160	7416
007		1	90x160	7416
008		1	90x160	6776
009		10	90x160	6700
010		1	90x160	6700
011		1	90x160	6700
012		2	90x160	6700
013		2	90x160	6700
014		3	90x160	6700
015		2	90x160	6700
016		4	90x160	6700
017		1	90x160	6700
018		1	90x160	6400
019		1	90x160	6376
020		1	90x160	6376
021		2	90x160	6376
022		1	90x160	6376
023		1	90x160	6376
024		1	90x160	6376
025		1	90x160	6376
Kooid	Materiaal	File	Monviso2.dwg	Leht 1/14





















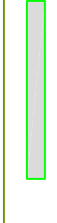




N	Drawing	Pc.	Profil (mm)	Length (mm)
026		1	90x160	6376
027		1	90x160	6080
028		15	90x160	5826
029		1	90x160	5826
030		1	90x160	5826
031		1	90x160	5760
032		1	90x160	5328
033		2	90x160	5328
034		3	90x160	5328
035		1	90x160	5328
036		2	90x160	5328
037		1	90x160	5328
038		1	90x160	5328
039		1	90x160	5225
040		1	90x160	5225
041		1	90x160	5164
042		1	90x160	5164
043		3	90x160	5164
044		2	90x80	5164
045		1	90x160	5164
046		1	90x160	5164
047		1	90x160	5164
048		1	90x160	5164
049		1	90x160	4875
050		1	90x160	4875

N	Drawing	P.c.	Profil (mm)	Length (mm)
051		2	90x160	4275
052		1	90x160	4179
053		1	90x160	4179
054		1	90x160	4124
055		1	90x160	4124
056		1	90x160	4124
057		1	90x160	4124
058		1	90x160	4124
059		1	90x160	4124
060		1	90x160	4124
061		2	90x160	4124
062		1	90x80	4124
063		1	90x80	4124
064		1	90x80	3929
065		1	90x80	3929
066		1	90x160	3840
067		1	90x160	3840
068		1	90x160	3840
069		15	90x160	3769
070		1	90x160	3769
071		1	90x160	3769
072		1	90x160	3769
073		2	90x160	3769
074		2	90x160	3769
075		16	90x160	3574


























N	Drawing	P.c.	Profil (mm)	Length (mm)	
076		1	90x160	3574	
077		1	90x160	3574	
078		12	90x160	3545	
079		1	90x80	3545	
080		4	90x160	3545	
081		1	90x160	3520	
082		1	90x160	3520	
083		2	90x160	3520	
084		1	90x80	3449	
085		12	90x160	3449	
086		1	90x160	3395	
087		6	90x160	3342	
088		1	90x160	3235	
089		2	90x160	3200	
090		1	90x160	3200	
091		1	90x160	3200	
092		1	90x80	3184	
093		1	90x160	3075	
094		3	90x160	3030	
095		1	90x160	3030	
096		4	90x160	3029	
097		2	90x160	3029	
098		1	90x160	3029	
099		1	90x80	2989	
100		1	90x160	2915	
Kooid	Materiaal	File	Monviso2.dwg	Leht	4/14


























N	Drawing	P.c.	Profil (mm)	Length (mm)
101		2	90x160	2880
102		1	90x160	2880
103		1	90x160	2880
104		1	90x80	2875
105		6	90x160	2875
106		1	90x160	2875
107		1	90x80	2875
108		6	90x160	2875
109		1	90x160	2875
110		1	90x160	2755
111		1	90x160	2739
112		2	90x160	2643
113		1	90x160	2643
114		1	90x160	2643
115		1	90x160	2595
116		24	90x160	2586
117		2	90x160	2560
118		1	90x160	2435
119		13	90x160	2429
120		27	90x160	2396
121		1	90x80	2396
122		1	90x160	2389
123		1	90x160	2389
124		6	90x160	2379
125		4	90x160	2350


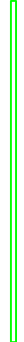







N	Drawing	P.c.	Profil (mm)	Length (mm)
126		4	90x160	2350
127		4	90x160	2350
128		4	90x160	2350
129		4	90x160	2350
130		4	90x160	2345
131		1	90x80	2301
132		12	90x160	2301
133		1	90x160	2275
134		2	90x80	2253
135		2	90x160	2240
136		1	90x160	2200
137		1	90x160	2200
138		1	90x160	2200
139		1	90x160	2200
140		1	90x160	2200
141		1	90x160	2195
142		1	90x80	2156
143		1	90x160	2115
144		1	90x80	2058
145		1	90x160	2040
146		1	90x160	2040
147		1	90x160	2040
148		1	90x160	2040
149		1	90x160	2040
150		1	90x160	2035

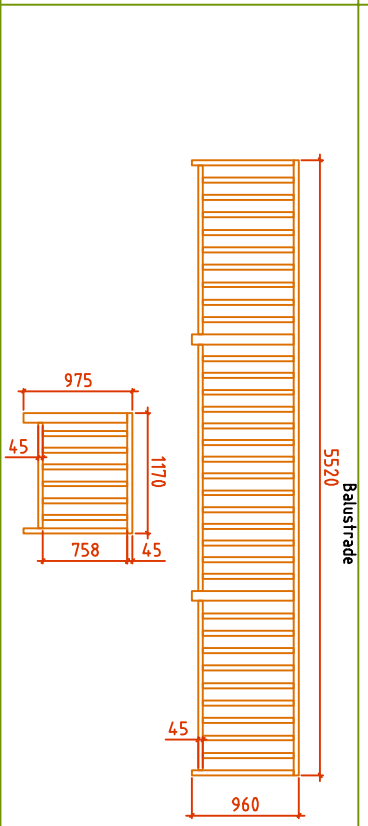
N	Drawing	P.c.	Profil (mm)	Length (mm)
151		1	90x160	1955
152		2	90x160	1920
153		1	90x160	1880
154		1	90x160	1880
155		1	90x160	1880
156		1	90x160	1880
157		1	90x160	1880
158		1	90x160	1875
159		1	90x80	1863
160		1	90x160	1795
161		3	90x160	1789
162		1	90x160	1720
163		1	90x160	1720
164		1	90x160	1720
165		1	90x160	1720
166		1	90x160	1720
167		1	90x160	1715
168		2	90x160	1705
169		1	90x160	1635
170		2	90x160	1600
171		2	90x80	1590
172		1	90x160	1560
173		1	90x160	1560
174		1	90x160	1560
175		1	90x160	1560

N	Drawing	P.c.	Profil (mm)	Length (mm)
176		1	90x160	1560
177		1	90x160	1555
178		2	90x160	1545
179		2	90x160	1539
180		1	90x160	1539
181		16	90x160	1516
182		12	90x160	1403
183		1	90x160	1400
184		1	90x160	1400
185		1	90x160	1400
186		1	90x160	1400
187		1	90x160	1400
188		1	90x160	1395
189		2	90x160	1385
190		2	90x160	1280
191		1	90x160	1240
192		1	90x160	1240
193		1	90x160	1240
194		1	90x160	1240
195		1	90x160	1240
196		1	90x160	1235
197		2	90x160	1225
198		6	90x160	1089
199		1	90x160	1080
200		1	90x160	1080

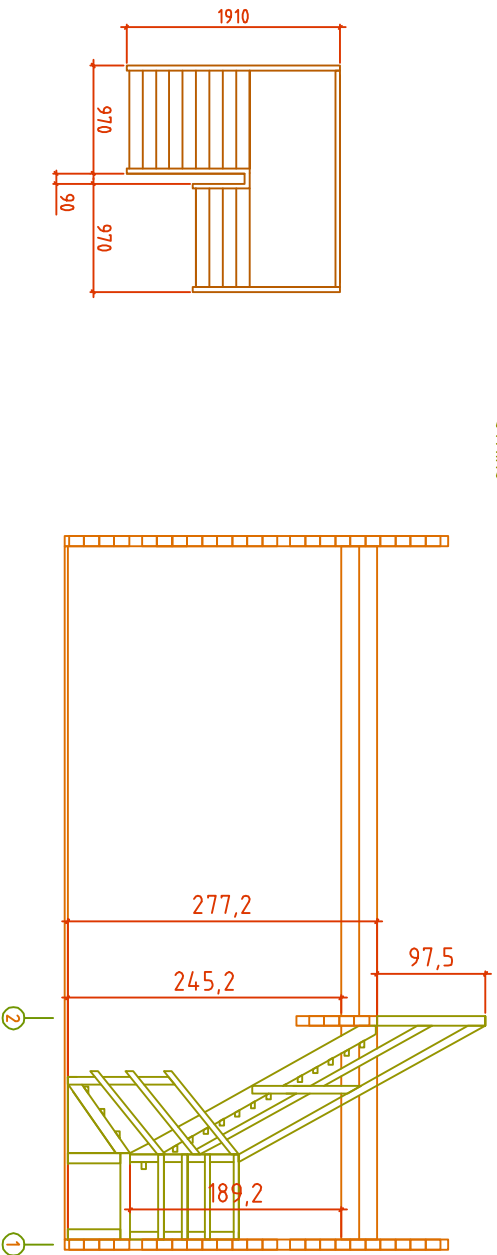
N	Drawing	P.c.	Profil (mm)	Length (mm)
201		1	90x160	1080
202		1	90x160	1080
203		1	90x160	1080
204		1	90x160	1075
205		2	90x160	1065
206		6	90x160	1046
207		2	90x160	960
208		2	90x160	905
209		5	90x160	882
210		5	90x160	882
211		2	90x160	640
212		8	90x160	590
213		2	90x160	440
214		5	90x160	403
215		5	90x160	403
216		12	90x160	390
217		108	90x160	390
218		15	90x160	390
219		1	90x80	390
220		24	90x160	344
221		24	90x160	333
222		6	90x160	330
223		2	90x160	320
224		12	90x160	305
225		12	90x160	300





N	Drawing	P.c.	Profil (mm)	Length (mm)
226	 105105	12	90x160	300
227		2	90x160	280
228		2	90x160	195
229		5	90x80	150
230		2	90x80	104
231		2	90x30	1590
232		4	90x30	850
GF8	 Ground frame	2	90x90	5581
GF10	 Ground frame	1	90x90	5536
GF1	 Ground frame	2	90x90	4344
GF3	 Ground frame	1	90x90	4254
GF5	 Ground frame	1	90x90	4209
GF7	 Ground frame	2	90x90	3329
GF9	 Ground frame	3	90x90	3284
GF11	 Ground frame	1	90x90	2163
GF2	 Ground frame	2	90x90	2046
GF4	 Ground frame	1	90x90	1956
GF6	 RAFTER-1	1	90x90	1911
R-11	 Collar beams	34	68x190	5988
CB1	 FLOOR JOIST	19	45x140	3000
FJ1	 FLOOR JOIST	5	45x90	3060
FJ5	 FLOOR JOIST	7	45x90	2208
FJ3	 FLOOR JOIST	14	45x90	1911
FJ4	 FLOOR JOIST	7	45x90	1911
FJ2	 FLOOR JOIST	8	45x90	1059

N	Drawing	P.c.	Profil (mm)	Length (mm)
FJ6	FLOOR JOIST 	4	45x90	150
2	Batten for floor board first floor 	1	45x45	3065
1	Batten for floor board first floor 	1	45x45	3065
5	Batten for floor board first floor 	4	45x45	1916
6	Batten for floor board first floor 	10	45x45	1916
7	Batten for floor board first floor 	8	45x45	1059
4	Batten for floor board first floor 	6	45x45	1059
3	Batten for floor board first floor 	2	45x45	150
1	Supporting post 	2	120x120	2290



STAIRS



Kood	Material	File	Monviso2.dwg	Leht	11/14	
	Inside floor ground floor			37	114x28	3329
	Inside floor ground floor			61	114x28	3284
	Inside floor ground floor			24	114x28	2208
	Inside floor ground floor			13	114x28	2207

N	Drawing	P.c.	Profil (mm)	Length (mm)
	Inside floor ground floor	28	114x28	2157
	Inside floor ground floor	10	114x28	1126
	Inside floor first floor	81	114x28	3284
	Inside floor first floor	45	114x28	2158
	Inside floor first floor	21	114x28	2157
	Inside floor first floor	27	114x28	1031
	Balcony board	49	114x26	1590
	Balcony board	6	114x26	1500
	Roof board 11.4x1.9	106	114x19	4505
	Roof board 11.4x1.9	53	114x19	3959
	Roof board 11.4x1.9	53	114x19	3958
	Roof board 11.4x1.9	106	114x19	3077
	Ceiling board	107	88x12	3284
	Ceiling board	13	88x12	3283
	Ceiling board	12	88x12	3282
	Ceiling board	2	88x12	3281
	Ceiling board	104	88x12	2158
	Ceiling board	13	88x12	2157
	Ceiling board	12	88x12	2156
	Ceiling board	5	88x12	2155
	Ceiling board	45	88x12	1031
	Baseboard 19x35		19x35	150.09
	Roof decor 1.9x12	4	19x120	3077
	Roof decor 1.9x12	16	19x120	3094
	Roof decor 1.9x12	4	19x120	3958

Kood

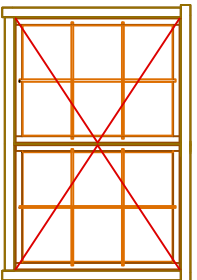
Materjal

File Monviso2.dwg

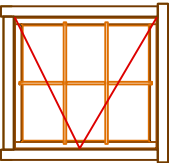
Leht 12/14

Windows

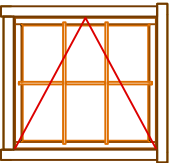
1540x880 4 pcs.



800x880 2 pcs-L



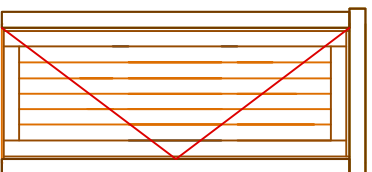
800x880 2 pcs-R



Doors

External doors

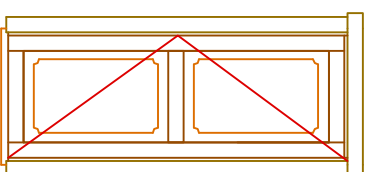
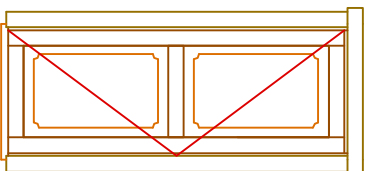
900x1990 - 2 pcs.-L



Inside doors

800x1990-5 pcs-L

800x1990-3 pcs-R



External doors for first floor

800x1990-1 pcs-L

800x1990-1 pcs-R

